

PRODUCT MONOGRAPH

**ROGAINE® TOPICAL
2% SOLUTION**

**Minoxidil Topical Solution
20 mg/mL (2% w/v)**

**ROGAINE®
FOAM 5%**

Minoxidil Foam 50 mg/g (5% w/w)

Women's ROGAINE® FOAM 5%

Minoxidil Foam 50 mg/g (5% w/w)

Hair Regrowth Treatment

Johnson & Johnson Inc.
88 McNabb Street
Markham, ON
L3R 5L2
©Johnson & Johnson Inc.

Date of Revision:

29 July 2014

Submission Control No: 173207

TABLE OF CONTENTS

PART I: HEALTH PROFESSIONAL INFORMATION.....	3
SUMMARY PRODUCT INFORMATION	3
INDICATIONS AND CLINICAL USE	3
CONTRAINDICATIONS	4
WARNINGS AND PRECAUTIONS	4
ADVERSE REACTIONS.....	6
DRUG INTERACTIONS	18
OVERVIEW	18
DOSAGE AND ADMINISTRATION	18
OVERDOSAGE	21
ACTION AND CLINICAL PHARMACOLOGY	22
DOSAGE FORM, COMPOSITION AND PACKAGING	24
PART II: SCIENTIFIC INFORMATION.....	25
PHARMACEUTICAL INFORMATION.....	25
CLINICAL TRIALS	25
DETAILED PHARMACOLOGY	32
TOXICOLOGY	36
REFERENCES	42
PART III: CONSUMER INFORMATION.....	44

ROGAINE®

(Minoxidil Topical Solution)
20 mg/mL (2%)

(Minoxidil Foam)
50 mg/g (5%)

PART I: HEALTH PROFESSIONAL INFORMATION

SUMMARY PRODUCT INFORMATION

Route of Administration	Dosage Form / Strength	Clinically Relevant Nonmedicinal Ingredients
topical	solution 2%	alcohol, propylene glycol
topical	foam 5%	Alcohol, cetyl alcohol, stearyl alcohol, butylated hydroxytoluene

INDICATIONS AND CLINICAL USE

- ROGAINE TOPICAL 2% Solution (2% minoxidil topical solution) and ROGAINE FOAM 5% (5% minoxidil topical foam) are indicated for the treatment of male androgenetic alopecia (male pattern hair loss) on the top of the scalp (vertex).
- Women's ROGAINE FOAM 5% is indicated for the treatment of female androgenetic alopecia (female pattern hair loss) on the top of the scalp.
- The effectiveness of ROGAINE TOPICAL 2% SOLUTION, ROGAINE FOAM 5% and Women's ROGAINE FOAM 5% in the treatment of receding hairlines has not been demonstrated in clinical trials.
- ROGAINE TOPICAL 2% SOLUTION: the effect is maintained only for as long as the product is used. Cessation of treatment will result in loss of the newly re-grown hair within about 3 months and progressive hair loss will resume.

ROGAINE FOAM 5%: the persistence of effect after cessation of treatment for 16 weeks in men has not been demonstrated in clinical trials. Persistence of effect while using Women's ROGAINE FOAM 5% has been demonstrated for 24 weeks in clinical trials.

Geriatrics (> 65 years of age):

The safety and efficacy of ROGAINE TOPICAL 2% SOLUTION or ROGAINE FOAM 5% in men over 65 have not been tested in clinical studies. Women's ROGAINE FOAM 5% has been found to be safe and effective in women up to the age of 87 years.

Pediatrics (< 18 years of age):

The safety and efficacy of ROGAINE TOPICAL 2% SOLUTION, ROGAINE FOAM 5%, and Women's ROGAINE FOAM 5% have not been established in children under 18.

CONTRAINDICATIONS

ROGAINE TOPICAL 2% SOLUTION, ROGAINE FOAM 5% and Women's ROGAINE FOAM 5% are contraindicated:

- in Women who are pregnant or breastfeeding or have hair loss associated with childbirth.
- in individuals with a history of hypersensitivity to minoxidil or to any ingredient in the formulation or component of the container. For a complete listing, see the Dosage Forms, Composition and Packaging section of the product monograph.
- in individuals with treated or untreated hypertension.
- in individuals whose baldness is not due to hereditary factors. ROGAINE TOPICAL 2% SOLUTION and ROGAINE FOAM 5% are only effective for the treatment of male vertex alopecia androgenetica. Women's ROGAINE FOAM 5% is only effective for the treatment of hair loss on the top of the scalp (female pattern hair loss).
- in individuals with any scalp abnormality (including psoriasis and sunburn).
- in individuals with a shaved scalp or whose scalp's skin is broken, inflamed, irritated, infected, or severely sunburned.
- if occlusive dressings or other topical therapeutic medications for treating disorders of the skin of the scalp are being used.
- Certain prescription and non prescription medications, recent discontinuation of birth control medication, certain treatments, such as cancer chemotherapy, or certain diseases, such as iron deficiency, thyroid disorders or secondary syphilis, as well as severe nutritional problems and certain grooming habits (e.g. cornrowing, tight ponytails), may also cause temporary hair loss which should not be treated with ROGAINE TOPICAL 2% SOLUTION ROGAINE FOAM 5% or Women's ROGAINE FOAM 5%.

WARNINGS AND PRECAUTIONS**General**

- ROGAINE TOPICAL 2% SOLUTION ROGAINE FOAM 5% and Women's ROGAINE FOAM 5% are for external use only. Apply only to scalp.
- Before applying ROGAINE TOPICAL 2% SOLUTION, ROGAINE FOAM 5%, or Women's ROGAINE FOAM 5%, the user should determine that the scalp is normal and healthy.
- Hands should be washed thoroughly after use.
- Inhalation of the spray should be avoided.
- ROGAINE TOPICAL 2% SOLUTION, ROGAINE FOAM 5% and Women's ROGAINE FOAM 5% contain ethanol (alcohol) which will cause burning and irritation of the eye. In the event of

accidental contact with sensitive surfaces (eye, abraded skin, mucous membranes), the area should be bathed with large amounts of cool tap water.

- ROGAINE FOAM 5% and Women's ROGAINE FOAM 5% also contain butylated hydroxytoluene, cetyl alcohol, and stearyl alcohol. Butylated hydroxytoluene may cause local skin reactions (e.g. contact dermatitis), or irritation to the eyes or mucous membranes. Cetyl alcohol and stearyl alcohol may cause local skin reactions (e.g. contact dermatitis).
- Some patients have experienced changes in hair colour and/or texture with ROGAINE TOPICAL 2% SOLUTION, ROGAINE FOAM 5% or Women's ROGAINE FOAM 5% use.
- Shedding of hair may occur within two to six weeks after initiating therapy, likely due to minoxidil's action on shifting hairs from the resting telogen phase to the growing anagen phase. If shedding persists for more than two weeks, users should stop applying ROGAINE TOPICAL 2% SOLUTION, ROGAINE FOAM 5% or Women's ROGAINE FOAM 5% and consult their doctor.
- ROGAINE TOPICAL 2% SOLUTION, ROGAINE FOAM 5% or Women's ROGAINE FOAM 5% should not be used when there is no family history of hair loss, hair loss is sudden and/or patchy, or the reason for hair loss is unknown.

Cardiovascular

- Patients with known cardiovascular disease or cardiac arrhythmia should contact a physician before using ROGAINE TOPICAL 2% SOLUTION, ROGAINE FOAM 5% or Women's ROGAINE FOAM 5%.
- Although the following systemic effects have not been associated with the topical use of ROGAINE TOPICAL 2% SOLUTION, ROGAINE FOAM 5% or Women's ROGAINE FOAM 5%, there is some absorption of minoxidil from the skin and the potential exists for systemic effects such as salt and water retention, hypertension, tachycardia, angina, and edema.
- The patient should stop using ROGAINE TOPICAL 2% SOLUTION, ROGAINE FOAM or Women's ROGAINE FOAM 5% and see a doctor if hypotension is detected or if the patient is experiencing chest pain, rapid heartbeat, faintness or dizziness, sudden unexplained weight gain, swollen hands or feet, or persistent redness.

Field Code Changed

Special Populations

There are no adequate and well-controlled studies in pregnant women using ROGAINE TOPICAL 2% SOLUTION, ROGAINE FOAM 5% or Women's ROGAINE FOAM 5%. These products should not be used in pregnant women.

Nursing Women: Systemically absorbed minoxidil is secreted in human milk. ROGAINE TOPICAL 2% SOLUTION, ROGAINE FOAM 5% and Women's ROGAINE FOAM 5% should not be used in nursing women.

Geriatrics (> 65 years of age): The efficacy and safety of ROGAINE TOPICAL 2% SOLUTION or ROGAINE FOAM 5% in men over 65 years of age have not been established. ROGAINE TOPICAL 2% SOLUTION and ROGAINE FOAM 5% should not be used in the male geriatric population.

Pediatrics (< 18 years of age): The efficacy and safety of ROGAINE TOPICAL 2% SOLUTION, ROGAINE FOAM or Women's ROGAINE FOAM 5% in children under 18 years of age have not been established. These products should not be used in the pediatric population.

Monitoring and Laboratory Tests: Patients should be monitored for signs of systemic effects of minoxidil such as hypotension, chest pain, rapid heartbeat, faintness or dizziness, sudden unexplained weight gain,

swollen hands or feet, persistent redness or irritation of the scalp. The use of ROGAINE TOPICAL 2% SOLUTION, ROGAINE FOAM 5% or Women's ROGAINE FOAM 5% should be discontinued in the event of systemic effects and/or severe dermatologic reactions.

ADVERSE REACTIONS

ADVERSE DRUG REACTION OVERVIEW

ROGAINE TOPICAL 2% SOLUTION

The most frequently encountered adverse events in clinical trials with ROGAINE TOPICAL 2% SOLUTION were minor respiratory events which included colds and respiratory infections (3.37%), rhinitis (1.26%), sinusitis (1.18%), and coughing (1.09%). Dermatological adverse reactions were the next most frequent adverse reactions reported and included scaling (1.35%), itching (1.94), and rash (1.43%).

ROGAINE FOAM 5%

In the short-term treatment with ROGAINE FOAM 5% BID in males with androgenetic alopecia (16 week Placebo-controlled phase of Study 006), serious events (1.1% for Rogaine Foam 5% group and 1.7% for Placebo Foam group) were not considered drug related, and no serious event resulted in discontinuing study participation. Most of the drug-related adverse events (6.7% in the Rogaine Foam 5% group, 7% in the Placebo Foam group) reflected mild to moderate pain or skin irritation. Adverse events related to study withdrawal (1.7% in the Rogaine Foam 5% group, 1.2% in the Placebo Foam group) were headache, alopecia, and rash (one case each) in the Rogaine Foam 5% group, and tachycardia, nausea, and hyperventilation (one case each) in the Placebo Foam group.

The most frequently reported adverse drug reaction following the short-term 16-week treatment with ROGAINE FOAM 5% was Headache (1.7% for Rogaine Foam 5%, 1.2% for Placebo Foam). Dermatological adverse reactions included Pruritis (1.1% for Rogaine Foam 5%, 0.0% for Placebo Foam), and Rash (1.1% for Rogaine Foam, 0.0% for Placebo Foam). The most frequently reported dermatological adverse events were erythema (4.0% for Rogaine Foam 5% group, 4.9% % for Placebo Foam group), rash (3.9% for Rogaine Foam 5%, <1.0% for Placebo Foam), acne (2.8% for Rogaine Foam 5%, 1.7% for Placebo Foam), and pruritis (2.2% for Rogaine Foam 5%, 1.2% for Placebo Foam).

The most frequently reported adverse events at week 16 were infections (11.1% for Rogaine Foam 5%, 12.8% for Placebo Foam), accidental injury (2.8% for Rogaine Foam 5%, 7.6% for Placebo Foam), pain (2.2% for Rogaine Foam 5%, 1.2% for Placebo Foam), flu syndrome (2.2% for Rogaine Foam 5%, 1.7% for Placebo Foam), bronchitis (2.2% for Rogaine Foam 5%, 1.2% for Placebo Foam), and pharyngitis (2.2% for Rogaine Foam 5%, 0.0% for Placebo Foam).

Adverse events that differed in incidence of more than 1% in the Rogaine Foam 5% group relative to the Placebo Foam group at week 16 included headache (7.2% for Rogaine Foam 5%, 3.5% for Placebo Foam), pharyngitis (2.2% for Rogaine Foam 5%, 0.0% for Placebo Foam vehicle), hypersensitivity (1.7% for Rogaine Foam 5%, 0.0% for Placebo Foam), pyrexia (1.1% for Rogaine Foam 5%, 0.0% for Placebo Foam), and myalgia (1.1% for Rogaine Foam 5%, 0.0% for Placebo Foam).

For the long-term treatment with ROGAINE FOAM 5% BID (an open-label safety extension phase of Study 006), 114 subjects out of 143 subjects completed one year of treatment. 53.1% of the subjects reported adverse events. The most frequently reported non-serious adverse events were infection (6.7%), headache (3.7%), and accidental injury (2.3%). Two events were considered serious in nature; accidental injury (<1.0%) and pain (<1.0 %), but were not considered to be drug-related. All other adverse events were

considered mild or moderate in nature. The incidence of drug-related adverse events was 7.0% of subjects overall and 13.2% of the subjects reporting adverse events. The incidence of adverse events leading to withdrawal was low (2.8% overall).

Women's ROGAINE FOAM 5%

The clinical trial safety database comprises a total of 942 subjects, of whom 576 were treated with one or more formulations of 5% Minoxidil Topical Foam (MTF).

In the placebo-controlled phase 3 study of efficacy and safety (MINALO3005), patterns of adverse events indicated that both 5% MTF once daily and foam vehicle were well tolerated by the subjects. No difference in the overall incidence of adverse events between treatment groups (approximately 50% of subjects in each group) was observed. The incidence of specific adverse events was generally similar between the treatment groups. The most commonly experienced adverse events (occurring in $\geq 5.0\%$ of subjects) in the 5% MTF once daily and foam vehicle groups were weight increased (8.4% and 7.0%, respectively) and nasopharyngitis (5.4% and 6.5%, respectively).

In the active-controlled phase 3 study of efficacy and safety (MINALO3004), patterns of adverse events indicated that both 5% MTF once daily and 2% Minoxidil Topical Solution (MTS) applied twice daily were well tolerated by the subjects. The overall incidence of adverse events was similar between treatment groups (67.7% in 5% MTF once daily and 73.3% in 2% MTS twice daily). The most commonly ($\geq 5.0\%$ of subjects) experienced adverse events in the 5% MTF once daily group were nasopharyngitis (14.3%), weight increased (12.4%), upper respiratory tract infection (9.9%), sinusitis (6.2%), headache (5.6%), urinary tract infection (5.0%), and bronchitis (5.0%). The most commonly experienced adverse events in the 2% MTS twice daily group were nasopharyngitis (13.7%), headache (9.9%), weight increased (8.7%), sinusitis (7.5%), and upper respiratory tract infection (5.0%).

In MINOB-9140-004, because subjects received all study medications simultaneously via skin patches, no comparison of adverse event incidences between treatments is possible. In MINOB-9140-001, the numbers of subjects receiving 2% MTS or 5% MTS were too small to allow meaningful comparison of adverse event rates between treatments.

In addition, in the phase 3 studies, serum minoxidil concentrations were to be determined at the investigator's discretion for any subject having a cardiovascular adverse event during the study. Serum minoxidil levels from such testing were found to be below the threshold associated with hemodynamic events. The timing of the collection of these samples varied depending on when the subject had the cardiovascular event. If the event occurred in-between study visits, then the subject was required to come to the office as soon as possible for an unscheduled visit.

In MINALO3005, 2 subjects in the 5% MTF once daily group died within 30 days after the last dose of investigational product (IP) due to non investigational-product-related causes (cardiovascular disorder in 1 subject and dehydration and renal failure in 1 subject). No deaths occurred during MINALO3004 within 30 days after the last dose of IP. However, 1 subject in the 2% MTS BID group experienced a serious adverse event of metastatic neoplasm that led to death 140 days after the last dose of IP. This serious adverse event was considered to be not IP related.

The percentage of subjects experiencing serious adverse events in the phase 3 studies was low. All serious adverse events were considered by the investigator to have a doubtful relationship or to be not related to IP. In the 4 clinical studies, the incidence of drug-related adverse events was low overall. Pruritus (1.5% of subjects) was the only drug-related treatment-emergent adverse event occurring

in $\geq 1.0\%$ of the subjects across the 4 studies.

The incidence of adverse events leading to study withdrawal was low overall. Headache (2 subjects overall) and pruritus (2 subjects overall) were the only adverse events causing subjects to discontinue that were reported in more than 1 subject across the 4 studies.

Data from the phase 3 studies indicated a low incidence of hypertrichosis. In MINALO3005, hypertrichosis was recorded as an adverse event for one subject in both the 5% MTF once daily and foam vehicle groups. In MINALO3004, hypertrichosis was recorded as an adverse event for 3 subjects in the 5% MTF once daily group.

Analysis of clinical laboratory test results, vital signs, and physical examination findings revealed no new or unexpected safety issues relevant to the intended use of 5% MTF once daily.

Overall safety analyses in the 4 clinical trials have shown 5% MTF once daily to be well tolerated in healthy subjects and in women with FPHL who were treated for up to 52 weeks. The safety profile of 5% MTF in females was generally similar to that observed in clinical trials of 5% MTF BID in males and 5% Minoxidil Topical Solution applied twice daily in males. No new or unusual findings were reported in the phase 3 studies.

In general, the overall postmarketing safety experience to date has been consistent with that observed in the clinical trial program.

CLINICAL TRIAL ADVERSE DRUG REACTIONS

Because clinical trials are conducted under very specific conditions, the adverse reaction rates observed in the clinical trials may not reflect the rates observed in practice and should not be compared to the rates in the clinical trials of another drug. Adverse drug reaction information from clinical trials is useful for identifying drug-related adverse events and for approximating rates.

ROGAINE TOPICAL 2% SOLUTION

The occurrence rates of adverse reactions seen in greater than 1% of male patients were obtained from placebo controlled clinical studies involving 2386 patients (1188 ROGAINE TOPICAL 2% SOLUTION and 1198 placebo) and are listed below in Table 1.

Table 1: Adverse Reactions observed in >1% of male patients treated with ROGAINE TOPICAL 2% SOLUTION as compared to patients treated with placebo

Primary System Organ Class	Medical Events by Preferred Terms	ROGAINE TOPICAL 2% SOLUTION (N=1188)		PLACEBO (N=1198)	
		N	%	N	%
General Disorders and Administration Site Conditions	Oropharyngeal pain	21	1.77	28	2.34
	Dental discomfort	12	1.01	7	0.58
Infections and Infestations	Bacterial infection	24	2.02	23	1.92
Musculoskeletal and Connective Tissue Disorders	Back pain / Muscle strain / Muscle spasms	13	1.09	7	0.58
Respiratory, Thoracic, and Mediastinal Disorders	Rhinitis	15	1.26	16	1.34
	Cough	13	1.09	6	0.50
	Nasopharyngitis / Upper respiratory tract infection	40	3.37	52	4.34
	Sinusitis	14	1.18	11	0.92
Skin and Subcutaneous Tissue Disorders	Rash	17	1.43	5	0.42
	Itching	23	1.94	15	1.25
	Skin exfoliation	16	1.35	13	1.09

Adverse Events seen in less than 1% of males using ROGAINE TOPICAL 2% SOLUTION

Ear and Labyrinth Disorders: ear infection and ear inflammation.

Eye Disorders: conjunctivitis.

Gastrointestinal Disorders: abdominal pain, nausea, diarrhoea, vomiting, tonsillitis, gastroenteritis, hemorrhoids, and aphthous stomatitis.

General Disorders and Administration Site Conditions: pyrexia and fatigue.

Hepatobiliary disorders: hepatitis.

Immune System Disorders: hypersensitivity, seasonal allergy, influenza-like illness, and urticaria.

Injury, Poisoning, and Procedural Complications: injury.

Investigations: Weight increased.

Metabolism and Nutritional Disorders: oedema and weight gain.

Musculoskeletal and Connective Tissue Disorders: myalgia, fracture, arthralgia, musculoskeletal stiffness and myositis, muscle strain, and tendon, bursa, and ligament disorders.

Nervous system Disorders: dizziness, asthenia, headache, insomnia, paresthesia, and sciatica.

Renal and urinary Disorders: nephrolithiasis and urethritis.

Reproductive System and Breast Disorders: prostatitis and epididymal disorder.

Respiratory, Thoracic, and Mediastinal Disorders: pulmonary congestion, sneezing, pharyngitis, and bronchitis.

Skin and Subcutaneous Tissue Disorders: eczema, hypertrichosis, seborrhea, folliculitis, dry skin, dermatitis, erythema, skin burning sensation, cellulitis, and skin irritation.

Vascular Disorders: hypotension, blood pressure increased, chest discomfort, tachycardia, and heart rate increased/decreased.

ROGAINE FOAM 5%

In a randomized, double-blind, placebo-controlled, multi-centre (involving 14 centers) trial (Study 006), the efficacy and safety of a topical 5% Minoxidil Foam formulation for the treatment of male androgenetic alopecia were evaluated. A total of 352 male subjects with androgenetic alopecia were enrolled. Subjects were randomized in a ratio of 1:1 to receive either 5% Minoxidil Foam twice daily (180 subjects) or placebo foam twice daily (172 subjects) for 16 weeks. Safety was assessed by means of clinical assessments of local tolerance, laboratory tests, and vital signs, as well as reported adverse events.

Table 2 summarizes the Adverse Events reported in study 006 for $\geq 1\%$ of subject by Primary System Organ Class and Preferred Term.

Table 2: Adverse Events occurring in $\geq 1\%$ of male patients treated with ROGAINE FOAM 5% as compared to male patients treated with Placebo for 16 weeks

Primary System Organ Class : Preferred Term	Number (%) of Subjects	
	5% Minoxidil Foam (N=180)	Foam Vehicle (N = 172)
Gastrointestinal Disorders		
Abdominal Pain	2 (1.1)	1 (<1.0)
Diarrhea	2 (1.1)	3 (1.7)
Gastrointestinal Disorder	1 (<1.0)	3 (1.7)
Hernia	2 (1.1)	2 (1.2)
Nausea	2 (1.1)	2 (1.2)
General Disorders and Administration Site Conditions		
Flu Syndrome	4 (2.2)	3 (1.7)
Pain	4 (2.2)	2 (1.2)
Pyrexia	2 (1.1)	0 (0.0)
Periodontal Abscess Complication	1 (<1.0)	2 (1.2)
Immune System Disorders		
Hypersensitivity	3 (1.7)	0 (0.0)
Infection and Infestations		
Infection	20 (11.1)	22 (12.8)
Infection Viral	2 (1.1)	1 (<1.0)
Infection Bacterial	1 (<1.0)	2 (1.2)
Periodontal Abscess Complication	1 (<1.0)	2 (1.2)
Injury, Poisoning, and Procedural complications		
Accidental Injury	5 (2.8)	13 (7.6)

Metabolism and Nutritional Disorders		
Hyperglycemia	1 (<1.0)	5 (2.9)
Hyperuricemia	0 (0.0)	2 (1.2)
Musculoskeletal and Connective Tissue Disorders		
Arthralgia	2 (1.1)	1 (<1.0)
Myalgia	2 (1.1)	0 (0.0)
Nervous System Disorders		
Headache	13 (7.2)	6 (3.5)
Dizziness	1 (<1.0)	3 (1.7)
Psychiatric Disorders		
Depression	1 (<1.0)	2 (1.2)
Renal and Urinary Disorders		
Urine abnormality	4 (2.2)	6 (3.5)
Haematuria	3 (1.7)	7 (4.1)
Albuminuria	0 (0.0)	2 (1.2)
Glycosuria	0 (0.0)	4 (2.3)
Respiratory, Thoracic, and Mediastinal Disorders		
Bronchitis	4 (2.2)	2 (1.2)
Pharyngitis	4 (2.2)	0 (0.0)
Pneumonia	1 (<1.0)	3 (1.7)
Rhinitis	1 (<1.0)	4 (2.3)
Skin and Subcutaneous Tissue Disorders		
Rash	7 (3.9)	1 (<1.0)
Acne	5 (2.8)	3 (1.7)
Pruritis	4 (2.2)	2 (1.2)
Photosensitivity Reaction	1 (<1.0)	4 (2.3)
Dry Skin	0 (0.0)	2 (1.2)
Vascular Disorders		
Hypertension	2 (1.1)	1 (<1.0)

Adverse Drug Reactions observed in <1% of males treated with ROGAINE FOAM 5% for 16 weeks

General Disorders and Administration Site Conditions: headache and pain (not otherwise specified).

Vascular Disorders: hypertension.

Skin and Subcutaneous Tissue Disorders: acne, rash, pruritis, and hirsutism.

ABNORMAL HEMATOLOGIC AND CLINICAL CHEMISTRY FINDINGS

The following table summarizes the Clinical Chemistry Abnormal Values noted in male patients treated with ROGAINE 5% FOAM compared to male patients treated with Placebo Foam Vehicle for 16 weeks (STUDY 006).

Table 3: Values at Week 16 vs. Baseline

Notable Criteria		5% Minoxidil Foam BID (N=180)	Placebo Foam Vehicle BID (N =172)
Parameter	ULN (U/L)	Number (%) of Subjects with Increase > ULN	Number (%) of Subjects with Increase > ULN
ALT	43	2 (1.1%)	0 (0.0)
AST	36	3 (1.7)	2 (1.2)
GGT	61	3 (1.7)	2 (1.2)

ULN=Upper Limit of Normal, ALT=Alanine aminotransferase, AST=Aspartate aminotransferase, GGT=Gamma-glutamyltransferase.

Women's ROGAINE FOAM 5%

Table 4 : Treatment-Emergent Adverse Events Reported by ≥ 1.0% of Subjects in the Foam Vehicle, 2% MTS Twice Daily, or 5% MTF Once Daily Groups in MINALO3004 or MINALO3005 (Intent-to Treat Subjects)

System Organ Class Preferred Term	Number (%) of Subjects			
	MINALO3004		MINALO3005	
	2% MTS Twice Daily 52 weeks (N=161)	5% MTF Once Daily 52 weeks (N=161)	Foam Vehicle Once Daily 24 weeks (N=201)	5% MTF Once Daily 24 weeks N=203)
Subjects experiencing ≥ 1 AE	116 (72.0)	109 (67.7)	96 (47.8)	99 (48.8)
Ear and labyrinth disorders	3(1.9)	1(< 1)	0	2 (< 1)
Vertigo	2(1.2)	0	0	1(<1)
Endocrine disorders	2(1.2)	1(< 1)	1(< 1)	1(< 1)
Hypothyroidism	2(1.1)	1(< 1)	0	1(< 1)
Gastrointestinal disorders	23(14.3)	9(5.6)	6(3.0)	9(4.4)
Abdominal pain upper	4(2.5)	0	0	1(<1)
Diarrhea	2(1.2)	4(2.5)	0	0
Gastroesophageal reflux disease	2(1.2)	0	0	1(<1)
Nausea	3(1.9)	2(1.2)	1(<1)	0
Toothache	4(2.5)	1(<1)	1(<1)	2(<1)
General disorders and administration site conditions	10(6.2)	12(7.5)	3(1.5)	5(2.5)
Influenza like illness	3(1.9)	4(2.5)	0	0
Edema peripheral	1(<1)	3(1.9)	0	1(<1)
Pain	1(<1)	2(1.2)	0	0
Pyrexia	2(1.2)	1(<1)	0	1(<1)
Infections and infestations	61(37.9)	61(37.9)	36(17.9)	40(19.7)
Bronchitis	2(1.2)	8(5.0)	0	2(<1)
Cystitis	4(2.5)	4(2.5)	2(<1)	1(<1)
Gastroenteritis	4(2.5)	2(1.2)	1(<1)	6(3.0)
Gastroenteritis viral	3(1.9)	2(1.2)	0	1(<1)
Herpes zoster	2(1.2)	0	1(<1)	0
Influenza	3(1.9)	3(1.9)	3(1.5)	2(<1)
Nasopharyngitis	22(13.7)	20(12.4)	13(6.5)	9(4.4)
Sinusitis	12(7.5)	10(6.2)	4(2.0)	7(3.4)
Tooth abscess	2(1.2)	2(1.2)	1(<1)	0
Tooth infection	2(1.2)	0	0	2(<1)
Upper respiratory tract infection	7(4.3)	16(9.9)	7(3.5)	5(2.5)
Urinary tract infection	3(1.9)	8 (5.0)	1(<1)	4(2.0)

Table 4 (Continued)	Number (%) of Subjects			
	MINALO3004		MINALO3005	
	2% MTS Twice Daily 52 weeks (N=161)	5% MTF Once Daily 52 weeks (N=161)	Foam Vehicle Once Daily 24 weeks (N=201)	5% MTF Once Daily 24 weeks N=203)
System Organ Class Preferred Term				
Injury, poisoning and procedural complications	21 (13.0)	20(12.4)	5(2.5)	10(4.9)
Arthropod bite	2(1.2)	3(1.9)	2(<1)	0
Contusion	1(<1)	2(1.2)	0	0
Fall	3(1.9)	3(1.9)	0	2(<1)
Laceration	1(<1)	2(1.2)	0	0
Ligament sprain	2(1.2)	0	2(<1)	1(<1)
Limb injury	0	2(1.2)	0	0
Muscle strain	2(1.2)	1(<1)	0	2(<1)
Procedural pain	6(3.7)	4(2.5)	0	0
Investigations	16(9.9)	23(14.3)	16(8.0)	19(9.4)
Weight increased	14(8.7)	20(12.4)	13(6.5)	16(7.9)
Metabolism and nutrition disorders	3(1.9)	4(2.5)	2(<1)	4(2.0)
Hypercholesterolemia	1(<1)	2(1.2)	1(<1)	0
Musculoskeletal and connective tissue disorders	17(10.6)	17(10.6)	10(5.0)	11(5.4)
Arthralgia	4(2.5)	2(1.2)	1(<1)	1(<1)
Arthritis	1(<1)	2(1.2)	0	0
Back pain	5(3.1)	7(4.3)	2(<1)	4(2.0)
Neck pain	0	2(1.2)	0	1(<1)
Pain in extremity	1(<1)	3(1.9)	1(<1)	0
Nervous system disorders	22(13.7)	16(9.9)	12(6.0)	8(3.9)
Carpal tunnel syndrome	2(1.2)	0	0	0
Dysgeusia	2(1.2)	0	0	0
Headache	16 (9.9)	9(5.6)	7(3.5)	6(3.0)
Migraine	2(1.2)	1(<1)	1(<1)	1(<1)
Paresthesia	0	2(1.2)	0	0
Syncope	0	2(1.2)	0	1(<1)
Psychiatric disorders	5(3.1)	3(1.9)	2(<1)	2(<1)
Anxiety	2(1.2)	1(<1)	0	1(<1)

Table 4 (Continued)	Number (%) of Subjects			
	MINALO3004		MINALO3005	
	2% MTS Twice Daily 52 weeks (N=161)	5% MTF Once Daily 52 weeks (N=161)	Foam Vehicle Once Daily 24 weeks (N=201)	5% MTF Once Daily 24 weeks (N=203)
Respiratory, thoracic and mediastinal disorders	14(8.7)	8(5.0)	2(<1)	3(1.5)
Asthma	2(1.2)	0	0	0
Cough	5(3.1)	4(2.5)	1(<1)	1(<1)
Nasal congestion	2(1.2)	0	0	1(<1)
Oropharyngeal pain	0	4(2.5)	0	0
Rhinitis allergic	2(1.2)	0	0	0
Sleep apnea syndrome	2(1.2)	0	0	0
Skin and subcutaneous tissue disorders	24(14.9)	23(14.3)	11(5.5)	17(8.4)
Acne	2(1.2)	2(1.2)	0	0
Actinic keratoses	1(<1)	2(1.2)	0	0
Alopecia	4(2.5)	4(2.5)	0	1(<1)
Dermatitis	2(1.2)	2(1.2)	0	0
Dermatitis contact	3(1.9)	0	1(<1)	1(<1)
Eczema	2(1.2)	2(1.2)	0	2(<1)
Erythema	1(<1)	2(1.2)	0	1(<1)
Hypertrichosis	0	3(1.9)	1(<1)	1(<1)
Pain of skin	2(1.2)	1(<1)	0	1(<1)
Pruritus	4(2.5)	4(2.5)	3(1.5)	3(1.5)
Rash papular	2(1.2)	0	0	0
Urticaria	2(1.2)	1(<1)	0	2(<1)
Vascular disorders	5(3.1)	7(4.3)	5(2.5)	4(2.0)
Hypertension	3(1.9)	5(3.1)	5(2.5)	2(<1)

Serious Adverse Events in MINALO3004 and MINALO3005

In MINALO3004, a greater percentage of subjects in the 2% MTS twice daily group (5.0%) compared to subjects in the 5% MT once daily group (1.2%) experienced at least one serious adverse event (SAE).

In MINALO3005, similar percentages of subjects in the 5% MTF once daily group (3.0%) and the foam vehicle group (2.0%) experienced at least one SAE.

No pattern was observed for the types of SAEs reported in either study.

Two subjects in the 5% MTF once daily group died within 30 days after the last dose of investigational product (IP) due to non-IP-related causes (cardiovascular disorder in one subject and dehydration and renal failure in another subject).

No deaths occurred during MINALO3004 within 30 days after the last dose of IP. However, one subject

in the 2% MTS BID group experienced an SAE of metastatic neoplasm that led to death 140 days after the last dose of IP.

Studies (MINALO3004, MINALO3005, MINOB-9140-001, MINOB-9140-004)

Treatment-emergent Adverse Events

A total of 942 female subjects were treated with one or more formulations of 5% MTF, 2% MTS, and/or foam vehicle in the 4 clinical studies included in the table below. Three of the 4 studies included subjects with female pattern hair loss (FPHL) (n=760) and the fourth study included normal, healthy volunteers (n=182). Most subjects (80.7%) were white. The mean age of the study population was 53.9 years (range: 18-87 years). MINALO3004 involved once daily dosing of 5% MTF versus twice daily dosing of 2% MTS. MINALO3005 involved once daily application of 5% versus once daily application of placebo vehicle. MINOB-9140-001 was a randomized, crossover, open label clinical investigation of two 5% MTF formulations and 2% MTS in 34 female subjects. MINOB-9140-004 was a single-centre, randomized evaluator-blind study to evaluate contact sensitization potential with repeated drug- patch application. Three 5% MTF formulations (unscented, sport fragrance, and floral fragrance) and a foam vehicle (unscented) were evaluated in 182 female subjects.

Safety assessments for the above mentioned four studies were based on standard safety measure (adverse events, clinical laboratory tests, vital signs determinations, and, as appropriate for a topical medication, assessments of skin irritation).

The following table lists treatment-emergent adverse events (AEs) that were reported in $\geq 1.0\%$ of the subjects in descending order of frequency, and drug-related treatment-emergent AEs reported in $\geq 2\%$ subjects. Overall, 47.5% (447/942) of the subjects experienced ≥ 1 treatment emergent AE. Nasopharyngitis was the most commonly reported treatment-emergent AE (7.1% of subjects). Weight increased (6.7%), headache (4.0%), upper respiratory tract infection (3.7%), and sinusitis (3.5%) were the only other treatment-emergent AEs reported in $\geq 2\%$ of subjects. Pruritus (1.5% of subjects) was the only drug-related treatment-emergent AE occurring in $\geq 1.0\%$ of the subjects. Asthenia was the only SAE (2 foam vehicle subjects in MINALO3005), and headache (one 2% MTS BID subject in MINALO3004 and 5% MTF once daily subject in MINALO3005) and pruritus (1 subject) in MINOB-9140-004 and 5% MTF once daily subject in MINALO3004) were the only AEs causing subjects to discontinue that were reported in more than one subject.

Table 5: Treatment-Emergent Adverse Events in MINOB-9140-001, MINOB-9140-004, MINAL03004, and MINALO3005 (Intent-to-Treat Subjects)

Preferred Term	TEAE ^a	Drug-Related TEAE ^b	SAE ^c	AE Leading to Discontinuation ^c
Total number of subjects ^d	942	942	942	942
Subjects experiencing >1 AE	447(47.5)	64(6.8)	20(2.1)	24(2.5)
Nasopharyngitis	67(7.1)	0	0	0
Weight increased	63(6.7)	0	0	0
Headache	38(4.0)	7(<1)	0	2(<1)
Upper respiratory tract infection	35(3.7)	0	0	0
Sinusitis	33(3.5)	0	0	0
Back pain	18(1.9)	0	0	0
Urinary tract infection	16(1.7)	0	0	0
Pruritus	15(1.6)	14(1.5))	0	2(<1)
Hypertension	15(1.6)	1(<1)	0	1(<1)
Bronchitis	14(1.5)	0	0	0
Gastroenteritis	13(1.4)	0	0	0
Toothache	11(1.2)	0	0	1(<1)
Cystitis	11(1.2)	0	0	0
Influenza	11(1.2)	0	1(<1)	0
Cough	11(1.2)	0	0	0
Procedural pain	10(1.1)	0	0	0
Application site pain		2(<1)		
Alopecia		7(<1)		
Dry skin		2(<1)		
Eczema		4(<1)		
Erythema		2(<1)		
Hair texture abnormal		2(<1)		
Hypertrichosis		5(<1)		
Pain of skin		3(<1)		
Asthenia			2(<1)	

AE= adverse event; SAE=serious adverse event; TEAE=treatment-emergent adverse event

^a TAEs reported in ≥ 1.0% of subjects are included in the table in decreasing order of frequency

^b Drug-related TEAEs (according to investigator) reported in ≥ 2 subjects are included in the table.

^c SAEs reported by ≥ 2 subjects and AEs causing discontinuation in ≥ 2 subjects are included in the table. In addition, if the event was one of the TEAEs reported in ≥ 1.0% of subjects, the data are included.

^d Includes subjects treated with 5% MTF, 2% MTS, and/or foam vehicle.

POST-MARKET ADVERSE DRUG REACTIONS

The following adverse reactions have been identified with the application of ROGAINE TOPICAL 2% SOLUTION or ROGAINE FOAM 5% during post-marketing use. Because these reactions are reported voluntarily from a population of uncertain size, it is not always possible to reliably estimate their frequency or establish a causal relationship to the use of the drug:

General Disorders and Administration Site Conditions: Irritation at the application site, application site erythema, temporary hair loss

Skin and Subcutaneous tissue Disorders: Dry skin, skin exfoliation, contact dermatitis

Vascular Disorders: Hypotension

DRUG INTERACTIONS

OVERVIEW

There are currently no known drug interactions associated with concomitant use of systemic drugs and topical minoxidil. Absorption of topical minoxidil is controlled and rate-limited by the stratum corneum. However, there is a potential risk that the minoxidil in ROGAINE TOPICAL 2% SOLUTION or ROGAINE FOAM 5% may interact with vasodilators, e.g., hydralazine.

DRUG-DRUG INTERACTIONS

Topical drugs, e.g., tretinoin and anthralin, which alter the stratum corneum barrier, could result in increased absorption of topical minoxidil if applied concurrently. Betamethasone dipropionate has been shown to increase local tissue concentrations of Minoxidil and decreases systemic Minoxidil absorption in healthy volunteers. However, the effect of Betamethasone dipropionate on Minoxidil absorption with an inflamed scalp is not known. Although it has not been demonstrated clinically, there exists the theoretical possibility of absorbed Minoxidil potentiating orthostatic hypotension caused by peripheral vasodilators.

DRUG-FOOD INTERACTIONS

Interactions with food have not been established.

DRUG-HERB INTERACTIONS

Interactions with herbs have not been established.

DRUG-LABORATORY INTERACTIONS

Interactions with drug laboratory tests have not been established.

DRUG-LIFESTYLE INTERACTIONS

Interactions with lifestyle have not been established.

DOSAGE AND ADMINISTRATION

DOSING CONSIDERATIONS

FOR EXTERNAL USE ONLY. Use ROGAINE TOPICAL 2% SOLUTION (minoxidil topical solution) or ROGAINE FOAM 5% (minoxidil topical foam) only as directed. Apply ROGAINE TOPICAL 2% SOLUTION or ROGAINE FOAM 5% **when the hair and scalp are thoroughly dry.** The safety and efficacy of ROGAINE TOPICAL 2% SOLUTION or ROGAINE FOAM 5% in users aged under 18 or in men over 65 years of age have not been established.

RECOMMENDED DOSE AND DOSAGE ADJUSTMENT

ROGAINE TOPICAL 2% SOLUTION

A total dose of 1 mL ROGAINE TOPICAL 2% SOLUTION (20 mg minoxidil) should be applied twice per

day to the scalp, beginning at the centre of the affected area. This dose should be used regardless of the size of the affected area. The total daily dose should not exceed 2 mL (40 mg minoxidil). The method of application varies according to the disposable applicator used, as indicated below. After applying ROGAINE TOPICAL 2% SOLUTION, wash hands thoroughly. Do not apply ROGAINE TOPICAL 2% SOLUTION to any other area of the body.

ROGAINE FOAM 5%

A dose of half (½) capful (equal to 1 gram of foam or 50 mg minoxidil), ROGAINE FOAM 5% should be applied to the total affected hair loss areas of the scalp (not on the hair) twice daily. The total daily dosage should not exceed 2 grams of foam (100 mg minoxidil) in men.

It may take twice-daily applications for 2 months or more before evidence of hair growth can be expected. If hair regrowth occurs, twice daily applications of ROGAINE FOAM 5% are necessary for continued hair growth. Regrown hair may disappear three to four months after stopping ROGAINE FOAM 5% application and the balding process will continue. Treatment should be discontinued if there is no improvement after one year.

Women's ROGAINE FOAM 5%

Apply half (½) capful foam (50 mg minoxidil) on a clean non-absorbent surface such as a dish. Make a centre part within the hair thinning areas to help maximize scalp exposure. Part the hair at least 2 more times on each side of the centre part around the thinning area. Spread the foam with the fingertips over the hair loss scalp areas and gently massage foam into the scalp starting from the back to front (forehead) direction. Massage until all the foam dose is gone. After each use, thoroughly clean and dry the non-absorbent surface to which the foam was placed before applying to the scalp. The hands should be washed well with soap and water after the application. Allow Women's ROGAINE FOAM 5% to remain on scalp for at least 4 hours for best results.

MISSED DOSE

ROGAINE TOPICAL 2% SOLUTION

If a dose is missed, ROGAINE TOPICAL 2% SOLUTION should be applied as soon as remembered, if within a few hours of the time usually applied. Do not apply if it is almost time for the next dose. If a dose is missed, the amount used in the next regular dose should not be doubled.

ROGAINE FOAM 5% or Women's ROGAINE FOAM 5%

If one or two applications are missed, the missed application(s) should be skipped and treatment should be resumed with the next scheduled application/dose. Do not use twice as much, or twice as often, the prescribed dose.

ADMINISTRATION

ROGAINE TOPICAL 2% SOLUTION

A. Pump-Spray Applicator

Works best for applying ROGAINE TOPICAL 2% SOLUTION to large areas of the scalp.

- 1) Remove large outer cap and keep it.
- 2) Remove inner Child-Resistant cap by pushing down while turning the cap anti-clockwise. Retain Child-Resistant cap.
- 3) Insert the pump spray applicator into the bottle and screw on tightly.
- 4) After aiming the pump at the center of the thinning or bald area of the scalp, press the pump once and spread ROGAINE TOPICAL 2% SOLUTION with fingertips to cover all the thinning or bald area. Repeat for a total of 6 squirts, to apply a total dose of 1 mL. **Avoid breathing spray mist.**
- 5) To retain Child-Resistant feature, remove Pump-Spray applicator and retain for next application. Replace Child-Resistant cap by tightly screwing on in a clockwise direction.

B. Rub-On Applicator

Works best for applying ROGAINE TOPICAL 2% SOLUTION to small areas of the scalp.

- 1) Remove large outer cap and keep it.
- 2) Remove inner Child-Resistant cap by pushing down while turning the cap anti-clockwise. Retain Child-Resistant cap.
- 3) Insert the rub-on applicator into the bottle and screw on tightly.
- 4) Hold the bottle upright and squeeze it once to fill the upper chamber to the black line. The chamber now contains one full dose (1 mL).
- 5) Hold the bottle upside down then rub applicator on your scalp to apply ROGAINE TOPICAL 2% SOLUTION over the whole thinning or bald area -- until the chamber is completely empty.
- 6) To retain Child-Resistant feature, remove Rub-On applicator and retain for next application. Replace Child-Resistant cap by tightly screwing on in a clockwise direction.

C. Extended Spray-Tip Applicator

Works best for applying ROGAINE TOPICAL 2% SOLUTION to small areas of the scalp or under hair.

- 1) Remove large outer cap and throw it away.
- 2) Remove inner Child-Resistant cap by pushing down while turning the cap anti-clockwise. Retain Child-Resistant cap.
- 3) Insert the pump spray applicator into the bottle and screw on tightly.
- 4) Remove small spray head from top of pump spray applicator.
- 5) Fit the extended spray tip applicator onto the spray shaft and push down firmly.
- 6) Remove the small cap on the end of the extended tip and keep it.
- 7) After aiming the applicator at the center of the thinning or bald area of the scalp, press the pump once and spread ROGAINE TOPICAL 2% SOLUTION with fingertips to cover all the thinning or bald area. Repeat for a total of six squirts to apply a total dose of 1 mL. **Avoid breathing spray mist.**
- 8) To retain Child-Resistant feature, remove Extended Spray-Tip applicator and retain for next application. Replace Child-Resistant cap by tightly screwing on in a clockwise direction.

D. Child Resistant Dropper

Works best for applying ROGAINE TOPICAL 2% SOLUTION to small areas of the scalp or under hair.

- 1) Remove large outer cap and keep it.
- 2) Remove inner Child-Resistant cap by pushing down while turning the cap anti-clockwise. Throw this cap away.
- 3) Squeeze the rubber bulb and insert the dropper into the bottle.
- 4) Release the bulb, allowing the dropper to fill to the 1 mL line. If the level of the solution is above the 1 mL level, squeeze the extra amount back into the bottle.
- 5) Place the tip near the part of the scalp you want to treat and gently squeeze the bulb to gradually release the solution. To prevent the solution from running off the scalp, apply a small amount at a time.
- 6) Replace the dropper in the bottle and screw on tightly.
- 7) Replace large outer cap over the dropper applicator when not in use.
- 8) For future use, the dropper can be removed by pushing down while turning the dropper cap anti-clockwise.

ROGAINE FOAM 5% and Women's ROGAINE FOAM 5%

- 1) To open container: Match arrow on can ring with arrow on cap. Pull off cap.
- 2) Hold the can upside down and press nozzle to dispense the foam. The total amount of foam applied should not exceed half (½) capful (equivalent to one gram of foam)
- 3) The foam may begin to melt on contact with warm skin. If your fingers are warm, rinse them in cold water first. Be sure to dry them thoroughly before handling the foam.
- 4) The foam should be massaged lightly into the affected areas of the scalp.

OVERDOSAGE

Accidental ingestion of ROGAINE TOPICAL 2% SOLUTION, ROGAINE FOAM 5% or Women's ROGAINE FOAM 5% can cause serious adverse effects. Contact your regional Poison Control Centre immediately.

Because of the high concentration of minoxidil in ROGAINE TOPICAL 2% SOLUTION, ROGAINE FOAM 5% or Women's ROGAINE FOAM 5%, accidental oral ingestion of these products could result in systemic absorption sufficient to cause the predictable cardiovascular effects of minoxidil (e.g., reduced blood pressure, reflex tachycardia, fluid retention).

Signs and symptoms of overdosage would most likely include cardiovascular effects associated with fluid retention, sudden weight gain, lowered blood pressure and tachycardia, faintness and dizziness. Fluid retention can be managed with appropriate diuretic therapy. Tachycardia can be controlled by administration of beta-adrenergic blocking agent.

Minoxidil and its metabolites are hemodialyzable, although this does not rapidly reverse its pharmacological effect.

Significant toxicity after minoxidil exposure, whether tablet or topical formulations, was associated with oral

route, intentional reason, and co-ingestion of other products. A male who ingested 60 mL (one bottle) of 2% minoxidil with 12 ounces of cognac experienced tachycardia, hypotension, and a non-Q wave myocardial infarction. In another report, a patient who inadvertently drank minoxidil solution (he ingested 600 mg), developed syncope, hypotension, and acute renal failure.

There have been 27 spontaneous reports of unintentional oral exposure to minoxidil solution involving 12 pediatric patients and 15 adults. No adverse events were associated with 17 of the reports. Of the remaining 10 cases, one pediatric patient experienced lethargy, one pediatric patient had flushed cheeks, and one pediatric patient was more active and had diarrhea. One adult patient had tachycardia in addition to nausea and vomiting.

If exaggerated hypotension is encountered, it is most likely to occur in association with residual sympathetic nervous system blockade from previous therapy (guanethidine-like effects or alpha-adrenergic blockade). The recommended treatment is intravenous administration of normal saline.

Sympathomimetic drugs, such as norepinephrine or epinephrine, should be avoided because of their excessive cardiac-stimulating action. Phenylephrine, angiotensin II, vasopressin and dopamine, which reverse the effects of orally administered minoxidil, should only be used if inadequate perfusion of a vital organ is evident.

ACTION AND CLINICAL PHARMACOLOGY

ROGAINE TOPICAL 2% SOLUTION

Mechanism of Action

When applied topically, ROGAINE TOPICAL 2% SOLUTION has been shown to stimulate hair growth in males with androgenetic alopecia. The basic change in androgenetic alopecia is the conversion of terminal, non-vellus hair to vellus hair, i.e., hair which is thinner, shorter, and less pigmented.

Although the exact mechanism of action of minoxidil in the treatment of androgenetic alopecia is not known, there may be more than one mechanism by which ROGAINE TOPICAL 2% SOLUTION stimulates hair growth; they include:

- vasodilation of the micro circulation around the hair follicles which may stimulate hair growth;
- direct stimulation of the hair follicle cells to enter into a proliferative phase; resting phase (telogen)
- follicles being stimulated to pass into growth phase (anagen) follicles.

Pharmacodynamics

The hemodynamic effects of minoxidil do not correlate directly with serum levels. There is a delay in onset relative to observable serum concentrations, peak hemodynamic effects lag one hour behind peak serum concentrations, and hemodynamic effects persist long after nearly all the minoxidil has disappeared from the circulation. It appears that minoxidil requires bioactivation before exerting its hemodynamic activity. The active metabolite is considered to be minoxidil sulphate. Sulfotransferase enzyme which converts minoxidil to minoxidil sulphate has been isolated from various human tissues including liver, platelets, scalp skin, hair follicles and epidermal keratinocytes. The effects of minoxidil on hair regrowth are possibly mediated by this active metabolite as well. In clinical studies, no correlation was established between serum or tissue minoxidil

concentrations and hair regrowth.

Pharmacokinetics

Absorption

Absorption of topical minoxidil averages about 1.4% (range 0.3 to 4.5%) from normal intact scalp. Absorption is about 2% when applied topically to shaved scalps of hypertensive patients. Increasing the amount of drug applied or increasing the frequency of application of topical minoxidil also results in increased absorption. The use of minoxidil in conjunction with occlusion (plastic dressing) application to sunburn areas, and increasing the surface area of application has minimal to no effect on the absorption of topical minoxidil.

Results of extensive pharmacokinetic studies indicate that the three major factors by which topical minoxidil absorption is increased are:

- increasing the magnitude of the dose applied;
- increasing the frequency of dosing; and
- decreasing the barrier function of the stratum corneum.

The following table provides serum minoxidil concentrations measured in clinical efficacy studies.

Table 6: Serum concentrations of total minoxidil after the application of 1 mL of ROGAINE TOPICAL 2% SOLUTION twice daily

Serum minoxidil concentration (ng/mL)	Interval of exposure to Treatment					Summary		
	0-6 mths N	7-12 mths N	13-24 mths N	25-36 mths N	37-54 mths N	N	%	Cumulative %
<0.1	601	320	211	121	84	1337	31.2	31.2
0.1-2.0	1082	692	510	340	140	2764	64.5	95.6
2.1-5.0	65	38	28	17	7	155	3.6	99.3
5.1-8.0	6	3	2	4	0	15	0.3	99.6
8.1-12.0	4	3	2	0	0	9	0.2	99.8
12.1-15.0	1	0	0	0	0	1	0	99.8
15.1-18.0	1	0	0	0	0	1	0	99.9
18.1-21.0	0	1	0	0	1	2	0	99.9
> 21.0	1	3	0	0	0	4	0.1	100
Total	1761	1060	753	482	232	4288	100	100

Although the percutaneous drug absorption data are highly variable, the table shows that more than 99% of the values are below 5 ng/mL and less than 0.2% exceeds 12 ng/mL.

Absorption from the gastrointestinal tract following oral administration of minoxidil tablets is essentially complete (at least 95%).

Distribution

Minoxidil does not bind to plasma proteins; its renal clearance corresponds to glomerular filtration rate and it does not cross the blood brain barrier. Minoxidil and its metabolites are hemodialyzable, although this does not rapidly reverse its pharmacological effect.

Metabolism

Approximately 90% of orally administered minoxidil is metabolized, predominantly by conjugation with glucuronic acid at the N-oxide position in the pyrimidine ring and by conversion to more polar products.

Excretion

Serum minoxidil levels and systemic effects resulting from administration of topical minoxidil are governed by the drug's absorption rate through the skin. Following cessation of topical dosing of minoxidil, approximately 95% of systemically absorbed drug is eliminated within four days. Minoxidil and its metabolites are excreted principally in the urine.

STORAGE AND STABILITY

ROGAINE TOPICAL 2% SOLUTION should be stored at controlled room temperature (15-30 °C). ROGAINE FOAM 5% or Women's ROGAINE FOAM 5% should be stored at controlled temperature range of 15-30 °C. Do not puncture or incinerate container. Do not expose to heat or temperature above 50°C. Store in upright position.

DOSAGE FORM, COMPOSITION AND PACKAGING

Each kit of ROGAINE®TOPICAL 2% SOLUTION contains the following:

ROGAINE (minoxidil topical solution) 20 mg minoxidil per mL (2%), as 60 mL of solution in a 75 mL bottle with one or more of the following metered disposable applicators: pump spray, extended tip, rub-on, and child-resistant dropper assemblies. FOR EXTERNAL USE ONLY.

ROGAINE FOAM 5% and Women's ROGAINE FOAM 5% (50 mg/g minoxidil) are available in a lined (polyamide-imide) aluminum pressurized container with a child-resistant overcap, containing 60 grams of product. Packs contain either one or three cans.

ROGAINE TOPICAL 2% SOLUTION (minoxidil topical solution) contains minoxidil, at a concentration equivalent to 20 mg minoxidil per mL in a solution composed of alcohol (63%), propylene glycol (20%) and water. ROGAINE TOPICAL 2% SOLUTION is a clear, colourless to slightly yellow solution. The yellow colour will not alter its effectiveness.

ROGAINE FOAM 5% and Women's ROGAINE FOAM 5% contain minoxidil at a concentration equivalent to 50 mg/g. Non-medicinal ingredients include: SD Alcohol 40B, purified water, butylhydroxytoluene (BHT), lactic acid, citric acid anhydrous, glycerol anhydrous, cetyl alcohol, stearyl alcohol, polysorbate 60, Aeropin 70 propellant (propane, butane, isobutane). The foam is creamy in appearance.

PART II: SCIENTIFIC INFORMATION

PHARMACEUTICAL INFORMATION

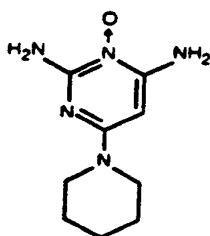
Drug Substance

Proper Name: minoxidil

Chemical Name: 2,4,-Pyrimidinediamine,6-(1-piperidiny)-,3-oxide

Molecular Formula and Molecular Mass: C₉H₁₅N₅O; 209.25

Structural Formula:



Physicochemical Properties:

Description:

A white or off-white, odourless, crystalline solid that is slightly soluble in water to the extent of approximately 2 mg/mL; is readily soluble in propylene glycol or ethanol, and is almost insoluble in acetone, chloroform or ethyl acetate. It melts in the approximate range of between 248 and 268°C, with decomposition.

CLINICAL TRIALS

CLINICAL EFFICACY AND SAFETY STUDIES

ROGAINE® TOPICAL 2% SOLUTION (Minoxidil 20mg/mL [2% w/v])

The effectiveness of 2% topical minoxidil solution (TMS) for the treatment of androgenetic alopecia was studied in well-controlled protocols involving more than 2800 men and 850 women¹. The results are summarized as follows:

A 6-month, placebo-controlled, dose-response study was conducted in 503 men with androgenetic alopecia to compare the efficacy/safety of (0.01%, 0.1%, 1% and 2%) of topical minoxidil vs. placebo². This study demonstrated that 2% TMS was significantly more effective than placebo for mean change from baseline in non-vellus hair count. There was no significant difference between 1% TMS and placebo for this variable. In addition, 2% TMS was significantly more effective than 1% TMS for new hair growth.

Results of 4-month, placebo-controlled protocols in men showed that the mean change from baseline in hair counts at Month 4 were significantly greater in 2% TMS-treated patients than in placebo-treated patients.

Between Month 4 and 12, patients treated with 2% TMS continued to show significant increases in hair counts.

A multicentre double-blind and randomized study of 285 patients, with mild to moderate hypertension, was conducted to ascertain if topical minoxidil can produce systemic physiologic changes in patients with hypertension, in the absence of concomitant antihypertensive therapy.

Six treatment groups were evaluated: 1%, 2%, and 5% topical minoxidil solutions, 2.5 mg and 5 mg oral minoxidil doses, and placebo were given twice daily for 4 consecutive days. Systemic pharmacologic effect of absorbed minoxidil was monitored primarily in terms of reductions of mean diastolic blood pressure (seated) and increased pulse rate. Other similar measurements were also performed. Based on all primary and supportive measures, 2% topical minoxidil did not demonstrate systemic pharmacologic effects (blood pressure reduction, tachycardia and edema) seen with the oral dosage forms.

ROGAINE TOPICAL 2% SOLUTION is not effective in all individuals. After 4 months of treatment with ROGAINE TOPICAL 2% SOLUTION, only 26% of individuals reported moderate (defined as new individual hairs that covered all or some of the thinning areas but not as close together as hairs on the rest of the head) to dense hair regrowth (new hairs that cover or almost completely cover the thinning area and are as close together as hairs on the non-thinning areas of the head). A similar response was obtained in 11% of the subjects using the vehicle control. Thirty-one percent of the vehicle users and 33% of the ROGAINE TOPICAL 2% SOLUTION users reported minimal regrowth at 4 months.

The net increase of non-vellus hair attributable to minoxidil was a mean of 33 hairs in a circle one inch in diameter. The investigator’s global improvement rating showed no statistically significant difference in terminal hair growth between treatment groups.

After further 8 months of treatment, the 2% group had an additional 112 non-vellus hairs. Based on the investigator’s assessment, 39% of the subjects achieved moderate to dense terminal hair while 40% of the users rated their regrowth as moderate and 8% as dense; 36% reported minimal regrowth (some new hairs which do not grow as close together as hairs on non-thinning areas and not enough to cover the thinning areas) while 16% had no regrowth.

The summary primary and secondary endpoint results of the MINALO3004 study comparing 2% MTS twice daily versus 5% MTF once daily in women are presented below.

Table 7: Adjusted Mean Change from Baseline in Total Area Hair Count (TAHC) (hairs/cm²) at Weeks 12 and 24 in MINALO3004*

Treatment Period # Weeks	2% MTS Twice daily Adjusted Mean Change (SE) TAHC per cm ² from Baseline	5% MTF Once Daily Adjusted Mean Change (SE) TAHC per cm ² from Baseline
12 (2 ^o endpoint)	22.2 (2.1)	24.6 (2.1)
24 (1 ^o endpoint)	24.2 (2.1)	23.9 (2.1)

* No significant difference in results between treatments for both 12 weeks and 24 weeks.

A temporary hair loss may occur upon initiation of therapy; this increase in shedding generally occurs 2 - 6 weeks after the beginning of treatment and subsides within a few weeks. This shedding upon initiation of therapy is due to hair shifting from resting phase (telogen) to growth phase (anagen).

The response time differs greatly between individuals. It takes at least 4 months of twice daily applications. The effect is maintained only for as long as the product is used. Cessation of treatment will result in loss of the newly regrown hair within about 3 months and progressive hair loss will resume.

It is not known which individuals may show a satisfactory response, but younger men who have been balding for a shorter period of time (less than 10 years) or who have a smaller area of hair loss (less than a diameter of 4 inches) tend to respond better than older men who have been balding for longer periods of time and/or have a large area of hair loss or in those with an area of baldness that is devoid of all hair.

Skin Irritation/Hypersensitivity

ROGAINE TOPICAL 2% SOLUTION did not cause phototoxicity, skin sensitization, or photoallergic reactions in four studies conducted to determine skin sensitization/phototoxic/allergenic potential and the effect of UV-B induced erythema³.

ROGAINE FOAM 5% (Minoxidil 50mg/g [5% w/w])

Study Demographics and Trial Design

The efficacy of minoxidil 5% foam (in ROGAINE FOAM 5%) was evaluated in a Phase 3, randomized, double-blind, placebo-controlled, multi-centre trial involving 14 centers (Study 006)⁴. In this study, the efficacy of a topical 5% Minoxidil Foam formulation was compared to that of the product vehicle without the minoxidil active ingredient for the treatment of male androgenetic alopecia. A total of 352 male subjects with androgenetic alopecia were enrolled. Subjects were randomized in a ratio of 1:1 to receive either 5% Minoxidil Foam twice daily (180 subjects) or Placebo Foam twice daily (172 subjects) for 16 weeks. More than 80% of the subjects in each group were Caucasians. The primary efficacy endpoints were the mean change in non-vellus hair count within the target region between Baseline and Week 16, as determined by a validated computer-assisted dot-mapping technique, and subject rating of treatment benefit via the use of global photographs of the vertex region, assessed as an overall improvement from baseline, and collected on a subject questionnaire.

Table -8: Summary of patient demographics in Study 006

Trial design	Dosage, route of administration and duration	Study subjects (n=number) Minoxidil/Placebo	Mean Age (Range)		Gender
			Minoxidil/Placebo	Minoxidil/Placebo	
Phase 3, multiple-centre, double-blind, randomized placebo-controlled study, 16 weeks	5% minoxidil topical foam or placebo, twice daily, topical application to the affected area on the scalp	172 / 180	40.1 (21-49)	38.3 (20-49)	Male
Open label safety phase following the 16 week controlled study, duration up to one year	5% minoxidil topical foam or placebo, twice daily, topical application to the affected area on the scalp	75/68	39.6 (21-49)		Male

Study Results

The Minoxidil 5% Foam treatment group showed a statistically significant greater increase in hair count compared to the Vehicle Foam group (21.0 versus 4.3 hairs per cm²) at week 16. A clear difference between treatment groups was evident at week 8, increasing at week 12, and again at week 16. The subject's rating of treatment benefit was statistically significantly better for the Minoxidil 5% Foam treatment group compared to the Placebo treatment group (1.4 vs. 0.5) at week 16.

Table 9: Summary of Efficacy Results for ROGAINE FOAM 5% after 16 weeks of treatment in the controlled-phase of Study 006

Primary Endpoints	ROGAINE FOAM 5% Mean Scores	Placebo Foam Vehicle Mean Scores
Mean change in non-vellus hair count in the target region between baseline and weeks 8, 12 & 16	Week 8: 16.0 hairs/cm ² Week 12: 19.9 hairs/cm ² Week 16: 21.0 hairs/cm ² P<0.0001 at each visit	Week 8: 4.9 hairs/cm ² Week 12: 4.5 hairs/cm ² Week 16: 4.3 hairs/cm ²
Subject rating of treatment benefit based on global photographs of change from baseline	Week 16: 1.4 points P<0.0001	Week 16: 0.5 points

Women's ROGAINE FOAM 5% (Minoxidil 50mg/g [5% w/w])

ROGAINE TOPICAL 2% SOLUTION applied twice daily (BID) (40 mg daily minoxidil dose) was compared to Women's ROGAINE FOAM 5% applied once daily (OD) (50 mg daily minoxidil dose) in a multi-centre trial (MINALO3004) in which women aged 18 years and older with female pattern hair loss were enrolled. In both arms 161 women were entered into the study of which 137 women completed using minoxidil topical 2% solution (MTS 2%) and 130 completed the study using minoxidil 5% foam (MTF 5%). The primary endpoint of the study was change from baseline in total area hair count (TAHC) as measured by macrophotography at week 24. The secondary endpoint was change from baseline in TAHC as measured by macrophotography at week 12.

Table 10: Summary Demographic Characteristics of Women's MTF 5% Study Subjects (MINALO3004)

<u>Treatment</u>	<u>MTS 2% Twice Daily</u>	<u>MTF 5% Once Daily</u>
Mean age (SD) (years)	53.0 (12.88)	53.1 (13.09)
Minimum, Maximum	18-86	18-86
Race, n (%)		
White	149 (92.5)	141 (87.6)
Non-White*	12 (7.5)	20 (12.4)
Menopausal status, n (%)		
Pre	66 (41)	67 (41.6)
Post	95 (59)	94 (58.4)

* Non-White includes Black or African American, Asian, Native Hawaiian or other Pacific Islander, American Indian or Alaska Native and Other.

A comparative 24 week study in women (MINALO3004) between 2% MTS and 5% MTF is described above. Also, Women’s ROGAINE FOAM 5% (5% MTF) was studied in a randomized, double-blind vehicle-controlled, multi-centre, parallel-design trial in women 18 years of age and older (MINALO3005). Subjects were randomized in a ratio of 1:1 to apply one-half capful (1 gram) of 5% MTF once daily or foam vehicle once daily for 24 weeks. Primary efficacy was assessed by the change from baseline TAHC as measured by macrophotography at baseline and week 24, and subject assessment of scalp coverage from global photographs, as measured by the change from baseline at week 24 on a 7-point scale. Secondary efficacy was evaluated by the change from baseline in TAHC, as measured by macrophotography at baseline and week 12. Additional analyses included an Expert Panel Review of hair regrowth based on global photographs, as measured as the change from baseline at week 24 on a 7-point scale, and the change from baseline in Total Unit Area Density (TUAD)

Table 11: Summary Demographic Characteristics of Study Subjects (MINALO3005)

<u>Treatment</u>	<u>Foam Vehicle OD</u>	<u>MTF 5% OD</u>
Mean age (SD) (years)	56.3 (11.68)	55.0 (12.12)
Age: Min, Max (years)	22-81	25-87
Race, n (%)		
White	140 (69.7)	145 (71.8)
Black/African American	55 (27.4)	50 (24.8)
Other*	6 (2.9)	6 (3.4)
Menopausal status, n (%)		
Pre	61 (30.3)	71 (35.0)
Post	140 (69.7)	132 (65.0)

* Other includes Asian, Native Hawaiian or other Pacific Islander, American Indian or Alaska Native and non-specified.

The following tables provide comparative data for parameters that were evaluated in the MINALO3004 (2% MTS and 5% MTF) and MINALO3005 (MTF vehicle and 5% MTF) studies.

Table 12: Efficacy Assessments at Week 24 from MINALO3004 and MINALO3005 Studies

Assessment at 24 weeks	MINALO3004		MINALO3005	
	2% MTS BID N=161	5% MTF OD N=161	Foam Vehicle OD N=201	5% MTF OD N=203
Adjusted Mean (SE) change from baseline for TAHC /cm ²	23.8 (24.7)	23.7 (22.9)	4.0 (16.2)	13.5 (22.3)
p-value (95% CI)		0.9170 (-6.0,5.4)		<0.0001 (5.0, 13.1)
Adjusted Mean (SE) change from baseline TUAD (µM)/cm ²	1948.2 (149.3)	1660 (149.0)	316.5 (107.4)	960.5 (109.6)
p-value (95% CI)		0.1660 (-696.9, 120.4)		<0.0001 (345.5, 942.5)
Adjusted Mean (SE) change in Expert Panel Review scale	0.60 (0.07)	0.66 (0.07)	0.11 (0.05)	0.47 (0.05)
p-value (95% CI)		0.4925 (-0.12, 0.24)		<0.0001 (0.22, 0.50)

MTS = Minoxidil Topical Solution; MTF = Minoxidil Topical Foam; BID = twice daily; TAHC/cm² = Total Area Hair Count per square centimeter of scalp; TUAD/cm² = Total Unit Area Density per square centimeter of scalp; Expert Panel Review scale = -3 to +3 (7 point) scale

Table 13: Efficacy Assessments at Week 24 Based on Pooled Data from MINALO3004 and MINALO3005 Studies

Assessment at 24 weeks	Foam Vehicle OD N=201	2% MTS BID N=161	5% MTF OD N=364
Mean (S.E.) change from baseline in TAHC per cm ²	4.0 (16.2)	23.8 (24.7)	18.2 (23.1)
% Subjects with change from baseline in TAHC per cm ² ≥ 0	63	87.7	85.0
Mean (S.E.) change from baseline in TUAD (µM) per cm ²	274.6 (1282.9)	1890.1 (1796.6)	1265.1 (1652.0)
% Subjects with increase from baseline in TUAD (µM) per cm ²	67.3	89.1	82.3
% Subject self assessment of at least mild scalp coverage	42.1	-	55.5
% Subject self assessment of at least moderate scalp coverage	21.9	-	38.3
Mean (S.D.)Expert Panel Review increase in scale (-3 to +3)	+0.09 (0.62)	+0.60 (0.78)	+0.54 (0.77)
% Subjects evaluated by Expert Panel Review to have at least mild improvement in scalp coverage	17.6	49.7	43.5
% Subjects evaluated by Expert Panel Review to have at least moderate improvement in scalp coverage	2.2	12.6	11.6

MTS = Minoxidil Topical Solution; MTF = Minoxidil Topical Foam; OD = daily; BID = twice daily TAHC = Total Area Hair Count; TUAD = Total Unit Area Density;

COMPARATIVE BIOAVAILABILITY STUDIES

This study was designed as a single-centre, two-arm, randomized, crossover, open-label clinical investigation with three different treatments. Thirty-three adult male subjects (18 to 65 years old), who were in good general health, with evidence of androgenetic alopecia of the vertex region of the scalp (Pattern 3, 4, 5, or 6), were enrolled in the trial. Thirty-four female subjects were enrolled and twenty-eight completed all phases. Thirty-two males and twenty-eight females were used in the statistical analysis.

The study consisted of three phases with a 7-day washout period between each phase. Each male subject used each of two 5% foam formulations and the 5% topical solution as a comparator over the course of the three phases (1 mL was applied twice daily for 5 days and 1 mL was applied on day 6). Each female subject used 2% Minoxidil Topical 2% Solution twice daily and the 5% Minoxidil foam formulation once daily. Male subjects reported to the lab twice daily for 5 days and once on the 6th day for all treatments. Each female subject reported twice daily to the lab for 6 days for the 2% Minoxidil Topical Solution formulation and once daily for 6 days for the 5% foam formulations.

The absolute systemic absorption of Minoxidil after dermal application of the 5% solution is approximately 1-2%.

The table below presents the relative systemic absorption between Minoxidil Foam 5% BID and Minoxidil Solution 5% BID. In males the relative absorption rate of the 5% foam compared to the 5% solution was approximately one-half. In females, the relative absorption of the 2% solution applied twice daily was approximately the same as the 5% foam applied once daily.

Table 14: Minoxidil Foam 5% (50 mg/g) versus Minoxidil Solution 5% (50 mg/mL) Steady State Pharmacokinetic Parameters in Males on Day 6 (Mean ± SD)

Parameter	Test* Minoxidil Foam 5% (with glycerin)	Reference† Minoxidil Solution 5%	% Ratio of Geometric Means	90% Confidence Interval (p-value)
AUC _{0-τ} (0-12hrs) (ng.hr./mL)	8.81 (5.59)	18.71 (13.64)	49.0%	[39.3%,61.0%] (p<0.0001)
C _{MAX} (ng/mL)	1.11 (0.71)	2.13 (1.54)	58.9%	[46.8%, 74.1%] (p<0.0003)
T _{MAX} (hours)	5.42 (4.54)	5.79 (4.35)		

*, † source **Pharmacia U.S.A.**

Table 15 : Minoxidil Foam 5% (50 mg/g) Once Daily versus Minoxidil Solution 2% (20 mg/mL) Twice Daily Steady State Pharmacokinetic Parameters in Females on Day 6 (Mean±SD)

Parameter	Test Minoxidil Foam 5% (with glycerin)	Reference† Minoxidil Solution 2%	% Ratio of Geometric Means	90% Confidence Interval (p-value)
AUC _{0-τ} (0-24hrs) (ng.hr./mL)	12.00 (9.24)	12.46 (11.47)	101.9%	[67.6%, 153.7%] (p=0.9144)
C _{MAX} (ng/mL)	1.25 (1.51)	0.94 (0.77)	119.3%	[90.5%, 157.4%] (p=0.3466)
T _{MAX} (hours)	6.68 (6.03)	12.64 (8.07)		

DETAILED PHARMACOLOGY

Animal Data

Pharmacokinetics

In Vivo studies

Results from a long term dermal toxicity study in rats concluded that there was no apparent relationship between the nadir minoxidil levels and gross cardiac pathology. These nadir minoxidil levels in the rat were approximately 40 to 500 times higher than those documented in humans.

Results from a long term dermal toxicity in rabbits concluded that increased heart and liver weights were drug-related; however no concomitant histopathologic lesions were seen.

The following table provides a comparison of topically absorbed doses from a 2-year dermal carcinogenicity study in mouse and rat, compared to results obtained from humans using the recommended twice daily dose of ROGAINE TOPICAL 2% SOLUTION. The table demonstrates that on a mg/kg basis, the animals received higher doses than humans. In addition, the % minoxidil absorbed was much higher in the animals.

Both of these factors indicate that the systemic exposure to minoxidil in animals (in preclinical toxicity studies) is several hundred times greater than that associated with clinically recommended doses in man.

Table 16: Comparison of Minoxidil Absorption from different doses in Mouse and Rat to that from ROGAINE TOPICAL 2% SOLUTION BID in Humans

	Mouse			Rat			Man
	8	25	80	8	25	80	0.57
Dose (mg/kg/day)	8	25	80	8	25	80	0.57
% absorbed	-	47.6	-	-	32.4	-	1.4
Available dose (mg/kg/day)	3.8	11.9	38.1	2.59	8.10	25.9	0.009
Ratio (animal/man)	422	1322	4233	288	900	2878	1.0

Following topical application, the urinary metabolite profiles in the rat corresponded closely to those observed after systemic administration, suggesting that metabolism was not altered by entry across the skin.

Characteristics of the topical absorption of ¹⁴C-labelled minoxidil differ appreciably in monkey scalp. During the 10-16 days the monkeys were chaired, approximately 4% of the 1% solution and 1% of the 4% solution appeared in the urine. When returned to metabolism cages, a larger component of total urinary excretion occurred; urinary excretion did not follow first order kinetics. Total absorption in the monkeys was 17.4% of a 1% solution and 5.7% of a 4% solution.

Human Data

Pharmacodynamics

In Vitro/in Vivo Studies

Exploratory in vivo and in vitro studies, designed to determine the mechanism by which minoxidil stimulates hair growth in patients with male pattern baldness have been completed, but have not been successful in definitely demonstrating the mechanism of action of minoxidil in stimulating hair growth. Studies have shown that there appears to be an immediate vasodilation of the micro circulation after topical application of minoxidil and that there is no significant alteration of the effects of androgens on scalp hair. These studies have also shown that cultured epidermal cells appear to be stimulated to divide under the influence of minoxidil and that in vitro cell cultures of lymphocytes are inhibited in their response to mitogens when minoxidil is present in culture. The overall significance of any of these studies is unknown.

In Vivo Studies

Results of two studies evaluating minoxidil tablets in doses up to 5 mg twice daily for up to 28 days in normotensive patients show that there were no clinically significant effects on blood pressure measurements or on pulse rate. In addition, there were no clinically significant changes in maximum heart rate response to standard treadmill test, pulse and blood pressure response to a dynamometer grip device, forearm blood flow, plasma renin levels or urine epinephrine and norepinephrine levels. No evidence of fluid retention was seen. The conclusion was made that low-to-moderate, short-term doses of minoxidil tablets, in normotensive volunteers, do not lower blood pressure, and side effects commonly observed during minoxidil tablet therapy for hypertensive patients do not occur in normotensive subjects.

No clinically significant systemic effects were noted in a 16 week, placebo-controlled, randomized study of 98 treated hypertensive patients (involving B-blockers, diuretics) who were also treated with minoxidil topical solution 3%.

Untreated hypertensive patients were evaluated in an IV minoxidil study. The subjects achieved pharmacokinetic steady-state within 6 hours after the start of infusion. The heart rate and diastolic blood pressure effects observed indicated that IV infusions of 1.37 mg and 3.43 mg of minoxidil did not result in clinically significant cardiovascular effects. The 6.86 mg dose, which resulted in a mean serum minoxidil concentration of 21.7 ng/mL, was the lowest dose clearly distinguishable from placebo, based on heart rate data.

Immune Function

A pilot study compared the immune status of 11 patients with male pattern baldness who were treated with topical minoxidil for 30 months, with the immune status of 12 untreated male control subjects. Peripheral

leukocytes were examined for the presence of various cell subpopulations using monoclonal antibodies coupled with cytofluorometry and for blastogenic responses to phytohemagglutinin (PHA), concanavalin A (Con A), and pokeweed mitogen (PWM). The results of this study revealed no effect on helper T-cell, suppressor T-cell, B-cell, or natural killer cell numbers. In addition, no difference was observed in mitogenic responses of the minoxidil-treated patients (to any of the mitogens) as compared to responses of the control subjects.

Effect on Cardiac Function

An analysis of echocardiographic parameters such as left ventricular diameters in systole and diastole, septal and posterior wall thickness, cardiac output and cardiac index revealed no differences in patients exposed to 3% minoxidil solution for up to 5 years when compared to healthy patients that had not been exposed to 3% minoxidil during this time period.

Pharmacokinetics

In Vitro Studies

The transdermal metabolism of ¹⁴C-minoxidil in fresh human skin in an in-vitro diffusion system was studied. The dermal metabolism of minoxidil in human skin under these in-vitro conditions was minimal at 4.8 to 6.0% of the applied dose.

In Vivo studies

Extent of Absorption

A three-way cross-over study in 14 male volunteers demonstrated that the extent of minoxidil absorption, by the topical route, is low; with bioavailability averaging 1.4% and 1.2%, for 2% and 3% topical solutions respectively, relative to oral doses of 2.5 mg minoxidil tablet.

The disappearance of minoxidil from the systemic circulation was found to be controlled by its rate of absorption, which is slow, and appears to occur by a zero order process at steady state. Absorption of minoxidil from topically applied solution is greater in individuals with whom a simulated bald spot was generated by shaving (2.4% of applied dose) than in individuals who were naturally bald (1.4% of applied dose).

A four-way cross-over study in 23 male subjects demonstrated that the contact time of ROGAINE TOPICAL 2% affects absorption. Treatment involved dosing of 1mL q12h for 6 days applied to a constant surface area of the scalp. The scalp was washed one, two, four, and 11.5 hours post dose. With increased contact time, absorption increased disproportionately. More than 50% of the minoxidil that is eventually absorbed is absorbed in the first hour post dose, and absorption is nearly complete after 4 hours.

The concomitant topical application of minoxidil with corticosteroids or tretinoin cream causes an increased absorption of minoxidil.

Effect of Surface Area

A four-way cross-over study documented that when 1 mL of 2% minoxidil solution was spread over surface areas ranging from 100 cm² to 200 cm², the amount of minoxidil absorbed was minimally affected. Less than a 20% increase in the amount absorbed was observed with a 100% increase in surface area.

Dose Proportionality

Results of a parallel design study of subjects applying 1 mL of a 0.01%, 0.1%, 1%, or 2% minoxidil solution twice daily to the scalp for two weeks indicate that absorption increases nearly linearly over the dose range studied. A cross-over study evaluating higher strength solutions demonstrated that the amount of minoxidil recovered in the urine increases less than in proportion to an increase in dose for the dose range evaluated. Subjects in this study had applied 1 mL of a 1%, 2%, or 5% solution to a constant 200 cm² surface area every 12 hours.

Frequency of Application

Percutaneous absorption is increased when the frequency exceeds twice daily dosing. Absorption for minoxidil that is applied to a healthy scalp does reach a threshold maximal level. It has been documented that the average amount of minoxidil recovered in the urine following 1 mL of 1% minoxidil solution administered every six hours was equivalent to that observed following 1 mL of 2% minoxidil administered every 12 hours.

Volume of Solution

A cross-over study evaluated the effect of the volume of application on the amount of minoxidil absorbed. This study documented that for a constant applied dose (10 mg) over a constant surface area, the volume applied has no influence on the amount of drug absorbed. Subjects received 1 mL of 1% minoxidil solution, 2 mL of 2% minoxidil solution, and 1/3 mL of 3% minoxidil solution.

Location of Application

No significant accumulation of minoxidil occurred as a result of applying up to four times the recommended dose of 3% minoxidil solution to the scalp or chest. In this parallel-design study, subjects received 1 mL of 3% minoxidil solution (30 mg) between two and eight times within a 12-hour interval for fourteen consecutive days. The results also demonstrated that there was no difference in absorption of minoxidil between the scalp and chest if applied less than eight times per day. Absorption of minoxidil appeared to be slightly greater in the scalp than in the chest at eight applications per day. Overall, the results indicate that absorption of minoxidil solution was independent of the number of applications within a twelve hour period for the doses administered in this study. This dosage range (60 to 240 mg per day) was significantly greater than that used in previous studies which demonstrated a significant but less than proportional increase in the amount absorbed, following doses of 10 to 50 mg. The lack of an increase in serum or urine minoxidil levels with increased frequency of application seen in this study is probably the result of saturation of the stratum corneum with initial doses of minoxidil.

After application of minoxidil topical solution 2% q12h to the scalp, forearm and upper back, it has been shown that systemic absorption is three-fold greater after application to the scalp compared to the forearm or back.

TOXICOLOGY

Acute Toxicity

Table17: LD₅₀ (mg/kg) in Mouse and Rat by Route of Administration

SPECIES	ROUTE	LD₅₀(mg/kg)
Mouse	Oral	2457
	Intraperitoneal	1001
	Intravenous	51
Rat	Oral	1321
	Intraperitoneal	759
	Intravenous	49
Rat	Cutaneous	LD₅₀ (mg/kg) ≥2007

Signs of Toxicity

CNS depression and acute pulmonary congestion.

Concomitant therapy with either prednisone and anti-thymocyte globulin, hydrochlorothiazide and propranolol, or digoxin and furosemide did not appreciably alter the LD₅₀ for minoxidil. Acute toxicity evaluations of cutaneous administration of minoxidil did not result in mortalities at 999 and 1998 mg/kg, therefore the LD₅₀ was not determined.

Repeat Dose Toxicity

Oral Studies

3-Day Studies (Rat, Dog)

Minoxidil was administered orally to rats and dogs at daily doses up to 100 and 10 mg/kg/day respectively for 3 days. In rats, a dose related slight increase in the number of mitoses in hepatocytes was seen. In beagle dogs, epicardial and myocardial cellular infiltrations, hypertrophy and hyperplasia of the mesothelial cells, small focal hemorrhages, and myocardial atrial lesions were observed at 1.0 and 10 mg/kg doses. These findings were more frequent and severe at the higher dose. In mongrel dogs, there were minimal to mild subepicardial hemorrhages present in the right atrium and/or right auricle which may represent the early stages of right atrial lesions as seen in the longer term studies.

1-Month Studies (Monkey, Dog, Minipig, Rat)

Minoxidil was administered orally to monkeys at 20 mg/kg/day; to dogs at 0.5 and 1 mg/kg/day, and at 20 and 100 mg/kg/day; to minipigs at 20 mg/kg/day; and to rats at 300 mg/kg/day. Grossly observed cardiac hypertrophy was reported in the monkey study (the 4-OH metabolite of minoxidil at the same dose showed no effect). In dogs, lesions of the right atrium and/or auricle were seen at all doses. Local myocardial cell atrophy and/or degeneration were reported at doses as low as 1 mg/kg/day. The 20 mg/kg dose produced degenerative right auricular heart lesions as did the 4-OH metabolite of minoxidil. The high dose resulted in the death of all dogs probably due to profound alteration in electrolyte balance. In the minipig study blood pressure was depressed, heart rate elevated and total body water and exchangeable sodium were increased. Cardiac lesions due to minoxidil were not seen. In rats, repression of body weight gain, decreased food

consumption, reduced erythrocyte levels increased liver and heart weights, indications of cardiac hypertrophy and electrolyte imbalance were observed.

1-Year Studies (Rat, Monkey, Dog)

Minoxidil was administered orally to rats at 10, 30 and 100 mg/kg/day, monkeys at 3.5, 7 and 14 mg/kg/day and dogs at 3, 10 and 30 mg/kg/day. In rats, repression in body weight gain occurred and a dose related increase in liver, kidney, adrenal and heart weights was seen. One high dose female monkey with chronic glomerulonephritis died from cardiac failure and minoxidil probably contributed because of its salt and water retaining action. In the dog study, degenerative right auricular heart lesions were found at all dose levels. Evidence of chronic electrolyte disturbance was noted in dogs at the highest dose.

22-Month Study (Rat)

Minoxidil was administered orally to rats at 3, 10 and 30 mg/kg/day. Increased heart weights were observed at the highest dose. No carcinogenic potential was apparent.

Topical Application Studies

91 - Day (Beagle Dog)

Minoxidil was administered topically to male and female dogs at doses of 0.6, 1.2 and 4.8 mg/kg/day. Hemorrhagic atrial lesions were seen in the right atrium of the heart at all doses over a treatment period of 91 days. Cardiomyopathy and epicarditis of the atrial wall, increased organ weights and decreased inorganic phosphorous levels were reported. The hemorrhagic right atrial lesions reported in this study have not been observed in seven other species (including man) following minoxidil administration.

13-Day (Beagle Dog)

¹⁴C-minoxidil was administered topically and orally to female dogs at a dose of 4.8 mg/kg/day for 3 days followed by non-radioactive minoxidil for 10 days. Hemorrhagic right atrial lesions, papillary muscle necrosis/paleness and epicarditis of the right atrium were evident in topically and orally treated groups. Since the percutaneous absorption of minoxidil in dogs is 39% and 2 - 4% in man, the potential of the development of right atrial lesions is not applicable to man.

Special Toxicity Studies

Cardiovascular Mechanistic Studies (dog)

The mechanisms of the various cardiovascular lesions induced by minoxidil are considered to be related to the exaggerated pharmacologic/hemodynamic effects of the drug rather than to a direct toxicity of the drug. The mechanism of cardiovascular toxicity of minoxidil (an ATP-sensitive potassium channel opener) was studied by blocking its pharmacologic effects with glyburide (an ATP-sensitive potassium channel antagonist) in beagle dogs that were treated orally for two days either with minoxidil alone or in combination with glyburide. Glyburide did not influence the pharmacokinetics of minoxidil but prevented or markedly attenuated the minoxidil-induced carotid pulsation, hypotension, and tachycardia. None of the cardiovascular lesions (right atrial hemorrhagic lesions, subendocardial necrosis, or coronary arteritis) occurred in dogs whose minoxidil-induced hemodynamic effects were effectively blocked by glyburide. These findings led to the conclusion that the cardiovascular toxicity of minoxidil in dogs is related to its exaggerated pharmacologic (hemodynamic) effects rather than by a direct toxic effect of minoxidil on the heart.

The threshold serum concentrations of minoxidil for hemodynamic effects and cardiovascular lesions were determined in dogs administered minoxidil by continuous infusion at doses ranging from 0.05 to 4.32 mg/kg/day for three days. Classic minoxidil-induced cardiovascular lesions were observed after profound hemodynamic changes occurred at doses of 0.43 mg/kg/day or higher. The absence of these lesions at 0.14 mg/kg/day, in which there was tachycardia without significant hypotension, indicated that hypotension may be important for the development of cardiovascular lesions.

The threshold dose/serum concentrations of minoxidil for hemodynamic effects (heart rate) and cardiovascular toxicity were approximately 0.05 mg/kg/day (2.0 ng/mL) and 0.14 mg/kg/day (7.96 ng/mL), respectively.

Since dogs are particularly sensitive to the cardiac effects of minoxidil and other vasodilating agents, they are not considered to accurately predict human risk for these compounds. Human exposure would be about 0.028 mg/kg/day (assuming a 60 kg individual using twice daily applications of 1 mL of 5% minoxidil topical solution and a mean level of minoxidil absorption in humans of 1.7%), which provides a difference in exposure between humans and dogs of 8-fold or more for a 5% solution. There is no clinical or autopsy evidence that orally administered minoxidil causes similar cardiac toxicity in humans.

Drug Interaction Studies

There was no evidence of alteration in toxicity when minoxidil was given concomitantly with (a) hydrochlorothiazide and propranolol in rats and monkeys for up to 1 month, and (b) furosemide and digoxin in rats for 1 month. Hydrochlorothiazide partially reduced increases in heart weight and total body exchangeable sodium produced by minoxidil in a 1 month monkey study.

Longer term treatment in rats, dogs and monkeys showed cardiac hypertrophy and cardiac dilation (in rats). Hydrochlorothiazide partly reversed the increased heart weight in monkeys.

Reproduction Studies

Male rats received minoxidil in oral doses of 3 or 10 mg/kg/day for 60 days prior to and during the 14 day breeding period. Female rats received the same dose for 14 days prior to and during breeding, and throughout gestation. A reduction in conception rate was observed. No increase in the incidence of fetal resorption in treated dams was seen. The average number of live pups per litter was significantly decreased in both treatment groups, but live pups from treated dams were significantly heavier than live pups from control dams.

Minoxidil, when given orally to pregnant rats and rabbits on gestation days 6 through 15 and 18 respectively, at dose levels of 3 and 10 mg/kg/day showed no teratogenic effect. Increased fetal resorption occurred in rabbits. The same dose administered to rats from the 15th day of gestation until pups were weaned at 21 days showed no effect of treatment on various parameters related to gestation, parturition and lactation.

When a minoxidil suspension was given subcutaneously to pregnant rats in doses of 0, 1, 11, and 120 mg/kg, no teratogenic changes were found in the fetuses from the rats dosed at 0, 1 and 11 mg/kg of minoxidil. Increased fetal mortality, still birth, external malformations and skeletal anomalies and variations were observed at 120 mg/kg. This dose also caused decreased maternal weight gain and food consumption and thus the fetal effects noted could have resulted from maternal toxicity.

Minoxidil administered subcutaneously to pregnant rats at 80 mg/kg/day was maternally toxic (manifested by general malaise and weight loss) but not teratogenic. This is about 2000 times the maximum daily systemic human exposure after topical administration.

Higher doses (120 and 160 mg/kg/day) produced some fetal malformations. The no adverse effect level (NOAEL) for maternal toxicity was 40 mg/kg/day while the NOAEL for developmental toxicity was 80 mg/kg/day.

Other Topical Application Studies

Rat

Notable toxicity was seen only in topical studies done in rats. When ROGAINE TOPICAL 2% SOLUTION was administered topically to rats, approximately 32% of the dose was absorbed. Therefore, 1 mL of ROGAINE 1% topical solution applied twice daily (20 mg/day), represents 2476 times the human topical dose on the basis of a 250 gm rat, a 50 kg human, 32% absorption in rats and an average of 1.4% absorption in man. One mL of ROGAINE 5% topical solution applied twice daily (100 mg/day) represents 12381 times the human topical dose.

In the 94-day dermal rat study (1 mL/day), signs of toxicity were mainly noted in the 6% minoxidil solution group (60 mg/day). The toxicity consisted of dose-related increased nasal and ocular porphyrins; area of soreness in the treatment area (also noted in one control rat); and fecal stains in a few rats of the 6% group. Females had decreased body weight gains, and the following organ weight changes were seen: increased spleen weights for both sexes at all dose levels; increased heart weights for males at all dose levels and for females in the 1% group (10 mg/day); and increased liver weights for males in the 3% (30 mg/day) and 6% (60 mg/day) groups. There were, however, no drug-related lesions involving the skin or internal organs.

A one-year dermal toxicity study in male and female rats at doses of 1 mL b.i.d. of 1%, 3% and 5% minoxidil resulted in decreased body weight gains, increased urinary protein, slight enlargement and/or dilatation of the heart, increased organ weights and histopathologic findings such as cardiac and hepatocellular hypertrophy, myocardial degeneration and increased nephritis. Most of the effects were evident in the 3% (60 mg/kg/day) and the 5% (100 mg/kg/day) groups.

The decreased body weights in females, increased organ weights and histopathologic findings are associated with high systemic doses of minoxidil and, therefore, do not constitute new findings. The systemic doses reached in this study are approximately 2,000 to 12,000 times the human topical dose. The minimal irritation and thickening of the skin were not considered drug-related or of consequence.

Rabbit

On a volume basis (4 mL/day), the dose levels tested in rabbits represent one to five times the human dose. However, on the basis of a 2.5-kg rabbit and a 50-kg man, the dose levels represent 20 to 100 times the human topical dose of ROGAINE TOPICAL 2% Solution. The absorption of topical applications of ROGAINE Topical Solution has not been investigated in the rabbit.

In the 21-day dermal study in the rabbit, drug-related clinical signs were absent. Relative and/or absolute heart weights were significantly increased in the males which received the 3% and 5% minoxidil topical solutions, as compared to the controls. No histopathologic lesions were seen.

A one-year dermal toxicity study in male and female rabbits at doses of 2 mL b.i.d. of 1%, 3% and 5% minoxidil resulted in dilated ventricles of the heart, increased organ weights, and slight to moderate irritation. Except for site irritation, none of these effects were evident in the 1% group.

Eye Irritation Studies

A single 0.1 mL dose of a 2% minoxidil solution was instilled into the conjunctival sac of the right eye of New Zealand white rabbits. The left eye served as a control. It was concluded that minoxidil topical solution 2% is an irritant.

A single 100 mg dose of 2% minoxidil gel was instilled into the conjunctival sac of the right eye of three male and three female New Zealand White rabbits. The left eye was untreated and served as control. At one hour post-instillation, all six treated eyes exhibited slight-to-moderate conjunctival irritation, as indicated by slight redness, slight-to-moderate swelling, and discharge. By 24 hours, the eye irritation remained at approximately the same level for five rabbits, while the irritation in the eye of one female rabbit deteriorated to include slight corneal opacity and iridal capillary injection. However, the irritation gradually subsided by 96 hours post-dosing. By day 7 post-treatment, all the treated eyes appeared normal.

A single 100 mg dose of 3% minoxidil gel was instilled into the conjunctival sac of the right eye of three male and three female New Zealand White rabbits. The left eye was untreated and served as control. Slight-to-moderate conjunctival redness and swelling, and slight-to-severe discharge were observed in all treated eyes from 1-96 hours post-dosing.

In addition, the treated eyes of two males and one female also exhibited slight corneal opacity and corneal epithelial exfoliation for 1-24 hours post-dosing. However, the treated eyes of all six rabbits appeared normal by day 7 post-treatment.

Gel formulations of minoxidil used in the eye irritation studies; contain the same excipients that are present in ROGAINE TOPICAL 2% SOLUTION, with the exception that a gelling agent and a stabilizer are present in the gel formulation. The alcohol content in the gel formulations is lower than that of the topical solution. Since alcohol is a known eye irritant, it can be concluded that ROGAINE TOPICAL 2% SOLUTION is also an eye irritant.

Phototoxic/Photoallergic Study

Guinea Pig

Minoxidil topical solution 2% in guinea pigs caused no reaction in a phototoxicity/photoallergic study.

Mutagenicity

Minoxidil was not genotoxic in the Salmonella (Ames) test (TA-98-100, TA-98-1535, TA-98-1537, TA-98-1538), the DNA damage alkaline elution assay, the *in vitro* rat hepatocyte unscheduled DNA synthesis (UDS) assay, the rat bone marrow micronucleus assay, or the mouse bone marrow micronucleus assay. An equivocal result was recorded in an *in vitro* cytogenetic assay using Chinese hamster ovary cells at long exposure times, but a similar assay using human lymphocytes was negative.

Carcinogenicity

Two-year carcinogenicity studies of minoxidil have been conducted by the dermal and oral (dietary) routes of administration in mice and rats.

In the two-year dermal study in mice, an increased incidence of mammary adenomas and adenocarcinomas in the females at all dose levels (8, 25 and 80 mg/kg/day) was attributed to increased prolactin activity. Mechanistic studies in female mice objectively demonstrated an increased prolactin secretion in mice treated

topically with minoxidil for 90 days.

Other hormonal changes, including decreased LH, FSH, and estrogen, which are consistent with hyperprolactinemia, were also observed in these studies. In addition, histological changes consistent with a hyperprolactinemic state were observed in the 90 day and 2 year studies. Hyperprolactinemia is a well-known mechanism in the enhancement of mouse mammary tumors, but has not been associated with mammary tumorigenesis in women. Additionally, topical minoxidil has not been shown to cause hyperprolactinemia in women on clinical trials. Absorption of minoxidil through rodent skin is greater than would be experienced by patients treated topically with minoxidil for hair loss. In a dietary study of minoxidil in mice for up to 2 years, malignant lymphomas were seen earlier in females which failed to survive for 2 years in the high dose (63 mg/kg/day) compared to controls. However this finding was not observed in 2 year topical studies and higher systemic studies. In the 2 year dermal study in mice there was an increased incidence of hepatic nodules in males (63 mg/kg/day); however there was no effect of dietary minoxidil on malignant lymphomas.

In the two-year dermal study in rats there were significant increases in incidence of pheochromocytomas in males and females and preputial gland adenomas in males. Mechanistic studies in male rats objectively demonstrated an increased prolactin secretion in rats treated topically with minoxidil for 90 days.

Other hormonal changes consistent with hyperprolactinemia in males were also observed in these studies. The increased incidence of preputial gland adenomas observed in male rats is consistent with the increased prolactin levels observed in this species and sex.

Changes in incidence of neoplasms found to be increased in the dermal or oral carcinogenicity studies were typical of those expected in rodents treated with other hypotensive agents (adrenal pheochromocytomas in rats), treatment-related hormonal alterations (mammary carcinomas in female mice; preputial gland adenomas in male rats) or representative of normal variations within the range of historical incidence for rodent neoplasms (malignant lymphomas, liver nodules/adenomas in mice). Based on differences in absorption of minoxidil and mechanisms of tumorigenesis in these rodent species, none of these changes were considered to be relevant to the safety of patients treated topically with minoxidil for hair loss.

There was no evidence of epithelial hyperplasia or tumorigenesis at the sites of topical application of minoxidil in either species in the 2-year dermal carcinogenesis studies. No evidence of carcinogenicity was detected in rats or rabbits treated topically with minoxidil for one year. Topical minoxidil (2% and 5%) did not significantly ($p < 0.05$) reduce the latency period of UV light-initiated skin tumors in hairless mice, as compared to controls, in a 12-month photocarcinogenicity study.

Positive carcinogenicity findings which occurred in the topical rodent studies did not occur in the oral studies. A comparative bioavailability study using the identical routes and methods of administration used in the topical and oral (drug-in-diet) studies indicated that a 45 fold C_{max} and a 3 fold C_{av} higher systemic exposure to minoxidil occurs after topical vs oral treatment in rodents. Additionally, a study which compared the route dependent absorption, excretion and metabolism of minoxidil- $[^{14}C]$ after topical and oral administration in the female mouse and rat suggested intrinsically greater percutaneous absorption of the topically applied minoxidil- $[^{14}C]$ in the mouse relative to that in the rat.

REFERENCES

1. Cavite J, Lax B, Simpson NB, Vickers CF. 2% topical minoxidil in male-pattern baldness: preliminary European results. *Dermatological* 1987; 175 Supply 2:42-9
2. Shupack JL, Kashmir JJ, Thirumoorthy T, Reed ML, Jondreau L. Dose-response study of topical minoxidil in male pattern alopecia. *J Am Acad Dermatol* 1987 Mar;16(3 Pt 2):673-6
3. Pestana A, Olsen EA, DeLong ER, Murray JC. Effect of ultraviolet light on topical minoxidil-induced hair growth in advanced male pattern baldness. *J Am Acad Dermatol* 1987;16:971-76.
4. Olsen EA, Whiting D, Bergfeld W, et al. A multicenter, randomized, placebo-controlled, double-blind clinical trial of a novel formulation of 5% minoxidil topical foam versus placebo in the treatment of androgenetic alopecia in men. *J Am Acad Dermatol* 2007;57:767-74.
5. Cohen RL, Alves MEAF, Weiss VC, et al. Direct effects of minoxidil on epidermal cells in culture. *J Invest Dermatol* 1984;82:90-3.
6. DeVillez RL. Topical minoxidil therapy in hereditary androgenetic alopecia. *Arch Dermatol* 1985;121:197-202.
7. DeVillez RL. The therapeutic use of topical minoxidil. *Dermatol Clin* 1990 April; 8(2):367-75.
8. Iatropoulos MJ. Endocrine considerations in toxicologic pathology. *Exp Toxic Pathol* 1993;45:391-410.
9. Novak E, Franz TJ, Headington JT, et al. Topically applied minoxidil in baldness. *Int J Dermatol* 1985;24(2):82-7.
10. Olsen EA, Weiner MS, Delang ER, et al. Topical minoxidil in early male pattern baldness. *J Am Acad Dermatol* 1985;13:185-192.
11. Olsen EA, DeLong ER, Weiner MS. Long-term follow-up of men with male pattern baldness treated with topical minoxidil. *J Am Acad Dermatol* 1987 March;16:688-95.
12. Rietschel RL, Duncan SH. Safety and efficacy of topical minoxidil in the management of androgenetic alopecia. *J Am Acad Dermatol* 1987 March;16(3):677-85.
13. Seidman M, Westfried M, Maxey R, et al. Reversal of male pattern baldness by minoxidil. A case report. *Cutis* 1981; 28:551-58.
14. Spindler JR. Deaths occurring during clinical studies of topical minoxidil. *J Am Acad Dermatol* 1987 March;16:725-9.
15. Welsch CW, Nagasawa H. Prolactin and murine mammary tumorigenesis: A review. *Cancer Res* 1977;31:951-963.
16. Wester RC, Maibach HI, Guy RH, et al. Minoxidil stimulates cutaneous blood flow in human balding scalps: pharmacodynamics measured by laser doppler velocimetry and photopulse plethysmography. *J Invest Dermatol* 1984;82:515-17.

17. Zappacosta AR. Reversal of baldness in patient receiving minoxidil for hypertension. N Eng J Med 1980; 303:1480-81.

IMPORTANT: PLEASE READ

PART III: CONSUMER INFORMATION

ROGAINE Topical 2% Solution

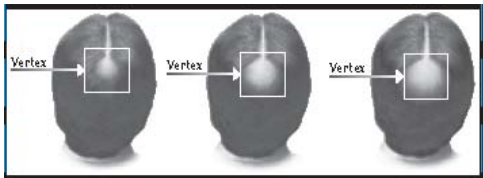
Minoxidil Solution 20 mg/ml (2%w/v)

This leaflet is part III of a three-part “Product monograph” published when ROGAINE Topical 2% Solution was approved for sale in Canada and is designed specifically for Consumers. This leaflet is a summary and will not tell you everything about ROGAINE Topical 2% Solution. Contact your doctor or pharmacist if you have any questions about the drug.

ABOUT THIS MEDICATION

What the medication is used for:

ROGAINE Topical 2% Solution is used for the treatment of male pattern baldness (androgenetic alopecia) on the top of the scalp (vertex) in men aged 18-65 years. It prevents further hair loss and helps hair re-growth.



ROGAINE Topical 2% Solution has no effect on receding hairlines. It does not permanently reverse male pattern baldness; most new hair is lost within three to four months after stopping the medication.

What it does:

ROGAINE Topical 2% Solution contains minoxidil, which is thought to work by aiding the blood flow to hair follicles on your scalp and thereby helping hair re-growth. Initial hair re-growth may look soft, downy (“vellus”) hair and may be barely visible. After further treatment, hair re-growth may change and become the same colour and thickness as the rest of the hair.

ROGAINE Topical 2% Solution is more effective if you are experiencing gradually thinning hair or gradual hair loss on the top of the head (as shown in the image).



Gradual hair loss on the top of the scalp

Male Pattern Baldness or Hereditary Hair Loss is recognizable because:

- Of the pattern of hair loss (see diagrams above).
- Hair loss starts gradually and progresses.
- You have a family history of hair loss.
- No other symptoms are present with your hair loss.

You must use ROGAINE Topical 2% Solution for at least 4 months, and possibly for up to 1 year, before you see any effect.

The amount of hair regrowth is different for each person. Not everyone will respond to ROGAINE Topical 2% Solution. The response to this medicine cannot be predicted. No one will be able to grow back all of their hair. You may respond better if you have been losing your hair for a shorter period of time (less than 10 years) or have little initial hair loss (less than a diameter of 10 cm).

When it should not be used:

Do not use this medicine if you:

- are female
- have an allergic reaction (hypersensitivity) to minoxidil or any of the other ingredients in ROGAINE Topical 2% Solution
- have treated or untreated high blood pressure
- have baldness not due to male pattern baldness
- have any condition that affects your scalp such as redness, inflammation,

irritation, pain on touching, sunburn, or psoriasis

- have a shaved scalp or broken skin on the scalp
- are treated with any kind of dressing or bandage (occlusive dressing) or other topical medication (e.g. anthralin, tretinoin or corticosteroids) on your scalp for any skin scalp problems
- have temporary hair loss as a result of taking certain medications (cancer chemotherapy) or having certain disease state or nutritional problems, as well as poor grooming habits.
- have secondary syphilis

What the medicinal ingredient is: minoxidil

What the important non-medicinal ingredients are: alcohol and propylene glycol

What dosage forms it comes in:

ROGAINE Topical 2% Solution comes with pump-spray, rub-on, extended spray-tip and child resistant dropper applicators.

WARNINGS AND PRECAUTIONS

- Apply ROGAINE Topical 2% Solution only on the scalp.
- Avoid contact with eyes as ROGAINE Topical 2% Solution contains alcohol, which would cause burning or irritation of the eyes or sensitive skin areas. If contact occurs, rinse thoroughly with large amounts of water. Stop use and speak to your doctor if irritation persists.
- ROGAINE Topical 2% Solution may rarely cause low blood pressure, salt and water retention that lead to chest pain (angina), rapid heartbeat (tachycardia), swollen hands and feet
- May change colour/texture of hair
- ROGAINE TOPICAL 2% should not be used when there is no family history of hair loss, hair loss is sudden and/or patchy, or the reason for hair loss is unknown
- Shedding of hair may occur within two to six weeks after using the product. If shedding persists for more than two weeks, users should stop applying ROGAINE Topical 2% Solution and consult their doctor.

ROGAINE Topical 2% Solution should not be used in males under 18 or over 65 years of age.

Before using ROGAINE Topical 2% Solution, talk to your doctor or pharmacist if any of the following conditions applies to you:

- High or low blood pressure or heart disease or irregular heartbeat (arrhythmia).
- Under other treatment for any scalp conditions.

INTERACTIONS WITH THIS MEDICATION

Before using ROGAINE Topical 2% Solution talk to your pharmacist or doctor if you are taking or have recently taken Prescription drugs, non-prescription drugs or natural health product. The following medications may increase the absorption of minoxidil:

- Anthralin – used to treat psoriasis
- Tretinoin – used to treat acne or other skin conditions

ROGAINE (Minoxidil) also may increase the effect of hydralazine (drug to treat high blood pressure).

PROPER USE OF THIS MEDICATION

Application:

- ROGAINE Topical 2% Solution is for topical and external use only. It should only be applied directly to the scalp area. Make sure your hair and scalp are completely dry before applying the solution.
- Shampooing is not required before applying ROGAINE Topical 2% Solution. However, if you wash your scalp before applying ROGAINE Topical 2% Solution, use a mild shampoo. Dry hair and scalp before application.
- Do not apply to areas of the body other than the scalp.
- Do not apply ROGAINE Topical 2% Solution, to a sunburned or irritated, broken or shaved scalp.
- For ROGAINE to work best, you should allow ROGAINE Topical 2% Solution to

remain on the scalp for at least 4 hours.

- Wash your hands thoroughly before and after applying the solution and rinse other areas that have come into contact with the solution.
- Please see special instructions below for 4 different applicators. Each applicator contains one dose of medicine.
- If you are planning to be in the sun after applying ROGAINE Topical 2% Solution, use headwear. Do not use sunscreens or sun-blocking agents.
- Avoid swimming, showering or physical activity involving excessive sweating or wetting in rain for at least 4 hours after application.
- To minimize breakage of existing hair, the scalp should be massaged gently. Comb hair with a widely spaced, round tooth comb to avoid excessive pulling.
- There is no need to change your usual hair care routine when using ROGAINE Topical 2% Solution. You may use hair sprays, mousses, conditioners, gels, etc. However, you should apply ROGAINE Topical 2% Solution first and wait for it to dry before applying your styling aids.
- It is not known if hair colouring, perming or relaxing agents change the effect of ROGAINE Topical 2% Solution. However, to avoid possible scalp irritation, you should make sure all of the ROGAINE Topical 2% Solution has been washed off the hair and scalp before using these products.

Usual dose:

- 1 ml applied twice daily to the scalp, beginning at the center of the affected area; for example, once in the morning and once at night. Do not exceed 2 ml in a day. Exceeding the recommended dosage may cause increased side effects.
- If you do not see any results after 1 year, stop using ROGAINE Topical 2% Solution and seek the advice of your physician.
- One bottle of ROGAINE Topical 2% Solution should last for 25- 30 days, if applied twice a day according to directions.

Missed dose:

- If a dose is missed, use as soon as remembered if it is within a few hours of the usual time applied. Do not apply if it is almost time for the next dose. If a dose is missed, the amount used in the next dose should not be doubled.

Overdose:

In case of drug overdose or accidental ingestion, contact a health care practitioner, hospital emergency department or regional Poison Control Centre immediately, even if there are no symptoms.

INSTRUCTIONS FOR USE OF APPLICATORS

APPLICATOR OPTIONS

Hair styles and degree of hair loss can be very different for each person. We have included four applicators that have been designed especially for men. You can choose whichever one works best for you.

- A. Pump-Spray Applicator
- B. Rub-On Applicator
- C. Extended Spray-Tip Applicator
- D. Child-Resistant Dropper

USING THE APPLICATORS

A. Pump-Spray Applicator

Works best for applying ROGAINE TOPICAL 2% SOLUTION to large areas of the scalp.

- 1) Remove large outer cap and keep it.
- 2) Remove inner Child-Resistant cap by pushing down while turning the cap anti-clockwise. Retain Child-Resistant

cap.

- 3) Insert the pump-spray applicator into the bottle and screw on tightly.
- 4) After aiming the pump at the centre of the thinning or bald area of the scalp, press the pump once and spread ROGAINE TOPICAL 2% SOLUTION with fingertips to cover all the thinning or bald area. Repeat for a total of 6 squirts, to apply a total dose of 1 mL. Avoid breathing spray mist.
- 5) To retain Child-Resistant feature, remove Pump-Spray applicator and retain for next application. Replace Child-Resistant cap by tightly screwing on in a clockwise direction.

B. Rub-On Applicator

Works best for applying ROGAINE TOPICAL 2% SOLUTION to small areas of the scalp.

- 1) Remove large outer cap and keep it.
- 2) Remove inner Child-Resistant cap by pushing down while turning the cap anti-clockwise. Retain Child-Resistant cap
- 3) Insert the rub-on applicator into the bottle and screw on tightly.
- 4) Hold the bottle upright and squeeze it once to fill upper chamber to the black line. The chamber now contains one full dose (1mL).
- 5) Hold the bottle upside down then rub applicator on your scalp to apply

ROGAINE TOPICAL 2% SOLUTION

over the whole thinning or bald area -- until the chamber is completely empty.

- 6) To retain Child-Resistant feature, remove Rub-On applicator and retain for next application. Replace Child-Resistant cap by tightly screwing on in a clockwise direction

C. Extended Spray-Tip Applicator

Works best for applying ROGAINE

TOPICAL 2% SOLUTION to small areas of the scalp or under hair.

- 1) Remove large outer cap and throw it away.
- 2) Remove inner Child-Resistant cap by pushing down while turning the cap anti-clockwise. Retain Child-Resistant cap
- 3) Insert the pump-spray applicator into the bottle and screw on tightly.
- 4) Remove small spray head from top of pump-spray applicator.
- 5) Fit the extended spray-tip applicator onto the spray shaft and push down firmly.
- 6) Remove the small cap on the end of the extended tip and keep it.
- 7) After aiming the applicator at the centre of the thinning or bald area of the scalp, press the pump once and spread ROGAINE with fingertips to cover all the thinning or bald area. Repeat for a total of 6 squirts to apply a total dose of 1 mL. **Avoid breathing spray mist.**

- 8) To retain Child-Resistant feature, remove Extended Spray-Tip applicator and retain for next application. Replace Child-Resistant cap by tightly screwing on in a clockwise direction

D. Child Resistant Dropper

Works best for applying ROGAINE TOPICAL 2% SOLUTION to small areas of the scalp or under hair.

- 1) Remove large outer cap and keep it.
- 2) Remove inner Child-Resistant cap by pushing down while turning the cap anti-clockwise. Throw this cap away.
- 3) Squeeze the rubber bulb and insert the dropper into the bottle.
- 4) Release the bulb, allowing the dropper to fill to the 1 mL line. If the level of the solution is above the 1 mL level, squeeze the extra amount back into the bottle.
- 5) Place the tip near the part of the scalp you want to treat and gently squeeze the bulb to gradually release the solution. To prevent the solution from running off the scalp, apply a small amount at a time.
- 6) Replace the dropper in the bottle and screw on tightly.
- 7) Replace large outer cap over the dropper applicator when not in use.
- 8) For future use, the dropper can be removed by pushing down while turning the dropper cap anti-clockwise.

SIDE EFFECTS AND WHAT TO DO ABOUT THEM

ROGAINE Topical 2% Solution may cause side-effects.

If you experience any of the following, stop using the medicine and tell your doctor.

- Low or high blood pressure.
- Chest pain.
- Rapid heartbeat.
- Faintness or dizziness
- Sudden unexplained weight gain.
- Swollen hands or feet.
- Persistent local redness or rash.
- Headache.
- Muscle pain.
- Shortness of breath or difficulty breathing.
- Depression.

Other side effects include:

- Unwanted non-scalp hair. This may be due to the frequent applying of ROGAINE Topical 2% Solution on areas of the skin other than the scalp.
- Scalp irritation such as local redness, itchiness, dryness, flaky skin have all been reported. This is usually only a temporary effect, but if it is persistent you should stop using this product.
- Temporary hair loss may occur during the first 2-6 weeks of use. If this hair loss continues for longer than 2 weeks, stop using the product and talk to your doctor.
- Change in hair colour and/or texture may occur. If this happens you should stop using ROGAINE Topical 2% Solution.
- ROGAINE Topical 2% Solution should be applied only to the scalp. The risk of side effects may be greater when it is applied to other parts of the body.

This is not a complete list of side effects. For any unexpected effects while using ROGAINE Topical 2% Solution contact your doctor or pharmacist.

HOW TO STORE ROGAINE Topical 2% Solution

- Keep out of the reach and sight of children.
- Store at a controlled temperature range of 15-25°C, in an upright position.
- Do not use after the expiry date
- Ask your pharmacist how to dispose of medicines no longer required.

REPORTING SUSPECTED SIDE EFFECTS

You can report any suspected adverse reactions associated with the use of health products to the **Canada Vigilance Program by one of the following 3 ways:**

Report online at

www.healthcanada.gc.ca/medeffect

Call toll-free at 1-866-234-2345

Complete a Canada Vigilance Reporting Form and:

- Fax toll-free to 1-866-678-6789, or
- Mail to: Canada Vigilance Program
Health Canada
Postal Locator 0701D
Ottawa, Ontario
K1A 0K9

Postage paid labels, Canada Vigilance Reporting Form and the adverse reaction reporting guidelines are available on the MedEffect™ Canada Web site at www.healthcanada.gc.ca/medeffect.

NOTE: Should you require information related to the management of side effects, contact your health professional. The Canada Vigilance Program does not provide medical advice.

This document plus the full product monograph, prepared for health professionals can be obtained by contacting the sponsor, Johnson & Johnson Inc. toll-free telephone number 1-800 ROGAINE (1-800-764-2463) between 8:15 a.m. and 4:45 p.m. Eastern Time.

IMPORTANT: PLEASE READ

PART III: CONSUMER INFORMATION

ROGAINE FOAM 5%

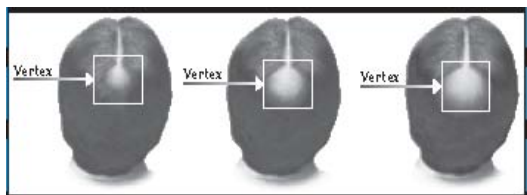
Minoxidil Foam 5% (50 mg/g)

This leaflet is part III of a three-part “Product monograph” published when ROGAINE FOAM 5% was approved for sale in Canada and is designed specifically for Consumers. This leaflet is a summary and will not tell you everything about ROGAINE FOAM 5%. Contact your doctor or pharmacist if you have any questions about the drug.

ABOUT THIS MEDICATION

What the medication is used for:

ROGAINE FOAM 5% is used for the treatment of male pattern baldness (androgenetic alopecia) on the top of the scalp (vertex) in men aged 18-65 years. It prevents further hair loss and helps hair re-growth.



ROGAINE FOAM 5% has no effect on receding hairlines. It does not permanently reverse male pattern baldness; continued use is needed as most new hair is lost within three to four months after stopping the medication.

What it does:

ROGAINE FOAM 5% contains minoxidil, which is thought to work by aiding the blood flow to hair follicles on your scalp and thereby helping hair re-growth. Initial hair re-growth may look soft, downy (“vellus”) hair and may be barely visible. After further treatment, hair re-

growth may change and become the same colour and thickness as the rest of the hair.

ROGAINE FOAM 5% is more effective if you are experiencing gradually thinning hair or gradual hair loss on the top of the head (as shown in the image below).



Gradual hair loss on the top of the scalp

Male Pattern Baldness or Hereditary Hair Loss is recognizable because:

- Of the pattern of hair loss (see diagrams above).
- Hair loss starts gradually and progresses.
- You have a family history of hair loss.
- No other symptoms are present with your hair loss.

You must use ROGAINE FOAM 5% usually for at least 4 months and possibly for up to 1 year, before you see any effect.

The amount of hair regrowth is different for each person. Not everyone will respond to ROGAINE FOAM 5%. The response to this medicine cannot be predicted. No one will be able to grow back all of their hair.

You may respond better if you have been losing your hair for a shorter period of time (less than 10 years) or have little initial hair loss (less than a diameter of 10 cm).

When it should not be used:

Do not use this medicine if you:

- are female
- have an allergic reaction (hypersensitivity) to minoxidil or any of the other ingredients in ROGAINE FOAM 5%
- have treated or untreated high blood pressure
- have baldness not due to male pattern baldness
- have any condition that affects your scalp such as redness, inflammation, irritation, pain on touching, sunburn, or psoriasis

- have a shaved scalp or broken skin on the scalp
- are treated with any kind of dressing or bandage (occlusive dressing) or other topical medication (e.g. anthralin, tretinoin or corticosteroids) on your scalp for any skin scalp problems
- have temporary hair loss as a result of taking certain medications (cancer chemotherapy) or having certain disease state or nutritional problems, as well as poor grooming habits.
- have secondary syphilis

What the medicinal ingredient is: minoxidil

What the important non-medicinal ingredients are: butylhydroxytoluene (BHT), stearyl alcohol, cetyl alcohol, alcohol SD 40B, lactic acid, citric acid anhydrous, glycerol anhydrous, polysorbate 60, propellant Aeropin 70 (propane, butane, iso-butane), purified water

What dosage forms it comes in:

ROGAINE FOAM 5% is foam that contains 50 mg minoxidil per gram and is delivered from a pressurized container.

WARNINGS AND PRECAUTIONS

- Apply ROGAINE FOAM 5% only on the scalp.
- Avoid contact with eyes as ROGAINE FOAM 5% contains alcohol, which would cause burning or irritation of the eyes or sensitive skin areas. If contact occurs, rinse thoroughly, with large amounts of water. Stop use and speak to your doctor if irritation persists.
- ROGAINE FOAM 5% may cause local skin reactions (contact dermatitis), or mucous membranes.
- May change colour/texture of hair
- Avoid inhalation of the spray.
- ROGAINE FOAM 5% may rarely cause low blood pressure, salt and water retention that lead to chest pain (angina), rapid heartbeat (tachycardia), swollen hands and feet
- ROGAINE FOAM 5% should not be used when there is no family history of hair loss, hair loss is sudden and/or patchy, or the reason for hair loss is unknown

- Shedding of hair may occur within two to six weeks after using the product. If shedding persists for more than two weeks, users should stop applying ROGAINE FOAM 5% and consult their doctor.

ROGAINE FOAM 5% should not be used in males under 18 or over 65 years of age.

Before using ROGAINE FOAM 5%, talk to your doctor or pharmacist if any of the following conditions applies to you:

- High or low blood pressure or heart disease or irregular heartbeat (arrhythmia).
- Under other treatment for any scalp conditions.

INTERACTIONS WITH THIS MEDICATION

Before using ROGAINE FOAM 5% talk to your pharmacist or doctor if you are taking or have recently taken prescription drugs, non-prescription drugs or natural health products.

The following medications may increase the absorption of minoxidil:

- Anthralin – used to treat psoriasis
- Tretinoin – used to treat acne or other skin conditions

Rogaine (Minoxidil) also may increase the effect of hydralazine (drug to treat high blood pressure).

PROPER USE OF THIS MEDICATION

- ROGAINE FOAM 5% is for topical and external use only. It should only be applied directly to the scalp area. Make sure your hair and scalp are completely dry before applying the foam.

Pre-Application:

- Shampooing is not required before applying ROGAINE FOAM 5%. However, if you wash your scalp before applying ROGAINE FOAM 5%, use a mild shampoo. Dry hair and scalp before application.
- Do not apply to areas of the body other than the scalp.
- Do not apply ROGAINE FOAM 5%, to a sunburned or irritated, broken or shaved

scalp.

- Wash your hands thoroughly before and after applying the foam and rinse other areas that have come into contact with the foam.

Application:

- To open container: Match arrow on can ring with arrow on cap. Pull off cap.
- Hold can upside down and press nozzle to dispense the foam onto your fingers.
- The foam may begin to melt on contact with warm skin. If your fingers are warm, rinse them in cold water first. Be sure to dry them thoroughly before handling the foam.
- The foam should be massaged lightly into the affected areas of the scalp.
- For ROGAINE to work best, you should allow ROGAINE FOAM 5% to remain on the scalp for at least 4 hours.

Post Application:

- Do not dry the foam with a hair dryer.
- If you are planning to be in the sun after applying ROGAINE FOAM 5%, use headwear. Do not use sunscreens or sun-blocking agents.
- Avoid swimming, showering or physical activity involving excessive sweating or wetting in rain for at least 4 hours after application.
- To minimize breakage of existing hair, the scalp should be massaged gently. Comb hair with a widely spaced, round tooth comb to avoid excessive pulling.
- You may use hair sprays, mousses, conditioners, gels, etc. However, you should apply ROGAINE FOAM 5% first and wait for it to dry before applying your styling aids.
- It is not known if hair colouring, perming or relaxer agents change the effect of ROGAINE FOAM 5%. However, to avoid possible scalp irritation, you should make sure all of the ROGAINE FOAM 5% has been washed off the hair and scalp before using these products.

Usual dose:

Half (½) capful (equivalent to 1 gram of foam) applied twice daily to the entire affected area; for example, once in the morning and once at night.

- Do not exceed two doses of half (½) capful

(equivalent to 2 grams of foam) in a day.

Exceeding the recommended dosage may cause increased side effects.

It usually takes at least 4 months and possibly up to 1 year to see results. If you do not see any results after 1 year, stop using ROGAINE FOAM 5% and seek the advice of your physician.

One can of ROGAINE FOAM 5% should last for 30 days (one month), if applied twice a day according to directions.

Missed dose:

If you miss one or two applications, skip the missed dose and continue your regular dosing schedule. Do not apply a double dose to make up for a missed one.

Overdose:

In case of drug overdose or accidental ingestion, contact a health care practitioner, hospital emergency department or regional Poison Control Centre immediately, even if there are no symptoms.

SIDE EFFECTS AND WHAT TO DO ABOUT THEM

ROGAINE FOAM 5% may cause side-effects.

If you experience any of the following, stop using the medicine and tell your doctor.

- Low or high blood pressure.
- Chest pain.
- Rapid heartbeat.
- Faintness or dizziness
- Sudden unexplained weight gain.
- Swollen hands or feet.
- Persistent local redness or rash.
- Headache.
- Muscle pain.
- Shortness of breath or difficulty breathing.
- Depression.

Other side effects include:

- Unwanted non-scalp hair. This may be due to the frequent applying of ROGAINE FOAM 5% on areas of the skin other than the scalp.
- Scalp irritation such as local redness, itchiness, dryness, flaky skin have all been reported. This is usually only a temporary effect, but if it is persistent you should stop using this product.
- Temporary hair loss may occur during the first 2-6 weeks of use. If this hair loss continues for longer than 2 weeks, stop using the product and talk to your doctor.
- Change in hair colour and/or texture may occur. If this happens you should stop using ROGAINE Foam 5%.
- ROGAINE Foam 5% should be applied only to the scalp. The risk of side effects may be greater when it is applied to other parts of the body.

This is not a complete list of side effects. For any unexpected effects while using ROGAINE FOAM 5% contact your doctor or pharmacist.

HOW TO STORE ROGAINE FOAM 5%

- Keep out of the reach and sight of children.
- Store at a controlled temperature range of 15-30°C, in an upright position.
- Do not use after the expiry date on the base of the can.
- The product in this pressurized container is extremely flammable, therefore exposure of the container or its contents to open flames should be avoided.
- Protect from sunlight and do not expose to temperatures above 50°C.
- Do not pierce or burn the container, even when empty.
- Do not use while smoking.
- Do not use near, or place container on, polished or painted surfaces.
- Medicines should not be disposed of via wastewater or household waste.
- Ask your pharmacist how to dispose of medicines no longer required.
- These measures will help to protect the environment.

REPORTING SUSPECTED SIDE EFFECTS

You can report any suspected adverse reactions associated with the use of health products to the **Canada Vigilance Program by one of the following 3 ways:**

Report online at

www.healthcanada.gc.ca/medeffect

Call toll-free at 1-866-234-2345

Complete a Canada Vigilance Reporting Form and:

- Fax toll-free to 1-866-678-6789, or
- Mail to: Canada Vigilance Program
Health Canada
Postal Locator 0701D
Ottawa, Ontario
K1A 0K9

Postage paid labels, Canada Vigilance Reporting Form and the adverse reaction reporting guidelines are available on the MedEffect™ Canada Web site at

www.healthcanada.gc.ca/medeffect.

NOTE: Should you require information related to the management of side effects, contact your health professional. The Canada Vigilance Program does not provide medical advice.

This document plus the full product monograph, prepared for health professionals can be obtained by contacting the sponsor, Johnson & Johnson Inc. toll-free telephone number 1-800 ROGAINE (1-800-764-2463) between 8:15 a.m. and 4:45 p.m. Eastern Time.

©Johnson & Johnson Inc.2014

Last revised 29 July 2014.

IMPORTANT: PLEASE READ

PART III: CONSUMER INFORMATION

Women's ROGAINE® FOAM 5%

Minoxidil Foam 5% (50 mg/g)

This leaflet is part III of a three-part "Product monograph" published when Women's ROGAINE® FOAM 5% was approved for sale in Canada and is designed specifically for Consumers. This leaflet is a summary and will not tell you everything about Women's ROGAINE FOAM 5%. Contact your doctor or pharmacist if you have any questions about the drug.

ABOUT THIS MEDICATION

What the medication is used for:

Women's ROGAINE FOAM 5% is used for the treatment of female pattern hair loss/thinning in women aged 18 years of age and older. It prevents further hair loss and helps hair re-growth.

What it does:

Women's ROGAINE FOAM 5% contains minoxidil, which is thought to work by aiding the blood flow to hair follicles on your scalp and thereby helping hair re-growth. Initial hair re-growth may look soft, downy ("vellus") hair and may be barely visible. After further treatment, hair re-growth may change and become the same colour and thickness as the rest of the hair. Women's ROGAINE FOAM 5% is more effective if you are experiencing gradually thinning hair on the top of the scalp (as shown in the image below).



Gradual hair loss/thinning on top of the scalp.

Female Pattern Hair Loss is recognizable because:

- Of the pattern of hair loss (see diagram above).
- Hair loss starts gradually and progresses.
- Other family members have experienced it.
- No other symptoms are present with your hair loss.



Non-female pattern hair loss hair loss

Do not use if you have patchy hair loss as shown in the picture to the left.

Since normal hair growth takes time, hair regrowth with Women's ROGAINE FOAM 5% also takes time. Results may be seen as early as 3 months, but, for some women, it may take at least 6 months. If you do not see results in 6 months, stop using the product and see your doctor.

The amount of hair regrowth is different for each person. Not everyone will respond to Women's ROGAINE FOAM 5%. The response to this medicine cannot be predicted. No one will be able to grow back all of her hair. You may respond better if you have been losing your hair for a shorter period of time (less than 10 years).

When it should not be used:

Do not use this medicine if you:

- are less than 18 years of age (do not use on babies or children)
- are pregnant or breastfeeding
- have an allergic reaction (hypersensitivity) to minoxidil or any of the other ingredients in Women's ROGAINE FOAM 5%
- have treated or untreated high blood pressure
- have no family history of hair loss
- do not know the reason for your hair loss

- have hair thinning/loss that is due to childbirth, is patchy, or is sudden and unexpected
- if your degree of hair loss is greater than that shown in the ‘What it does’ section, as this product may not work for you
- have any condition that affects your scalp such as redness, swelling, irritation, pain on touching, sunburn, or psoriasis
- have a shaved scalp or broken skin on the scalp
- are treated with any kind of dressing or bandage (occlusive dressing) or other topical medication (e.g., anthralin, tretinoin or corticosteroids) on your scalp for any skin scalp problems
- have temporary hair loss as a result of taking certain medications (cancer chemotherapy), recently stopped taking birth control pills, low thyroid states (hypothyroidism), or having certain diseases that cause scarring of the scalp or certain serious nutritional problems (very low body iron, excessive vitamin A intake), as well as certain grooming methods (cornrowing, tight ponytails, use of haircare products that cause scarring or deep burns).
- have secondary syphilis

What the medicinal ingredient is: minoxidil

What the important non-medicinal ingredients are: butylhydroxytoluene (BHT), stearyl alcohol, cetyl alcohol, alcohol SD 40B, lactic acid, citric acid anhydrous, glycerol anhydrous, polysorbate 60, propellant Aeropin 70 (propane, butane, isobutane), purified water

What dosage forms it comes in:

Women’s ROGAINE FOAM 5% contains 50 mg minoxidil per gram (½ capful of foam) and is delivered from a pressurized container.

WARNINGS AND PRECAUTIONS

- Apply Women’s ROGAINE FOAM 5% only on the scalp.
- Avoid contact with eyes as Women’s ROGAINE FOAM 5% contains alcohol, which would cause burning or irritation of the eyes or sensitive skin areas. If contact occurs with these areas, rinse thoroughly,

with large amounts of water. Stop use and speak to your doctor if irritation lasts for a long time.

- Women’s ROGAINE FOAM 5% may cause local skin reactions (contact dermatitis), irritation of the eyes or mucous membranes.
- Women’s ROGAINE FOAM 5% may change colour/texture of hair.
- Avoid inhalation of the spray.
- In rare cases, Women’s ROGAINE FOAM 5% may cause low blood pressure, salt and water retention that lead to chest pain (angina), rapid heartbeat (tachycardia), swollen hands and feet.
- Shedding of hair may occur within two to six weeks after using the product. If shedding lasts for more than two weeks, stop applying Women’s ROGAINE FOAM 5% and consult your doctor to determine the cause for the hair loss.

Women’s ROGAINE FOAM 5% should not be used in women under 18 years (not in babies or children).

Before using Women’s ROGAINE FOAM 5%, talk to your doctor if any of the following conditions applies to you:

- High or low blood pressure or heart disease or irregular heartbeat (arrhythmia).
- Under other treatment for any scalp conditions.

INTERACTIONS WITH THIS MEDICATION

Before using Women's ROGAINE FOAM 5% talk to your pharmacist or doctor if you are taking or have recently taken prescription drugs, non-prescription drugs or natural health products.

The following medications may increase the absorption of minoxidil:

- Anthralin – used to treat psoriasis
- Tretinoin – used to treat acne or other skin conditions

ROGAINE (Minoxidil) also may increase the effect of hydralazine (drug to treat high blood pressure).

PROPER USE OF THIS MEDICATION

Women's ROGAINE FOAM 5% is for topical and external use only. It should only be applied directly to the scalp area. Make sure your hair and scalp are completely dry before applying the foam.

Pre-application:

- Shampooing is not required before applying Women's ROGAINE FOAM 5%. However, if you wash your scalp before applying Women's ROGAINE FOAM 5%, use a mild shampoo. Dry hair and scalp before application.
- Do not apply to areas of the body other than the scalp.
- Do not apply Women's ROGAINE FOAM 5% to a sunburned or irritated, broken or shaved scalp.
- For ROGAINE to work best, you should allow Women's ROGAINE FOAM 5% to remain on the scalp for at least 4 hours.
- Wash your hands thoroughly before and after applying the foam and rinse other areas that have come into contact with the foam.

Application

- To open container: Match arrow on can ring with arrow on cap. Pull off cap.
- The foam may begin to melt on contact with warm skin. If your fingers are warm, rinse

them in cold water first. Be sure to dry them thoroughly before handling the foam.

- Hold can upside down and press nozzle to dispense about half a capful of the topical foam on a non-absorbent surface like a clean dish.
- Within your thinning areas, make a centre part to help maximize scalp exposure. Part your hair at least 2 more times on each side of the centre part around the thinning area.

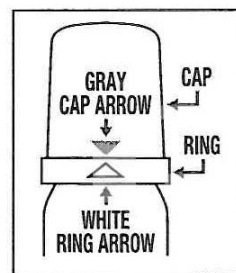


Part hair before applying foam.

- Using your fingertips, spread foam over the hair loss areas and gently massage foam into the scalp starting from the back to front (forehead) direction. Use until all the foam is gone.
- After each use, thoroughly clean and dry the non-absorbent surface (e.g. dish) to which the foam was placed before applying to the scalp..
- Wash your hands well with soap and water after applying.
- To close the container: place cap on container and snap into place. Be sure arrows do not line up, so cap remains child resistant.

▶ To Open:

1. Hold **RING**. (See diagram)
2. While holding **RING** twist **CAP** to line up white arrow on **RING** with gray arrow on **CAP**.
3. Tilt **CAP** back and pull



▶ To Close:

1. Place **CAP** on container and snap into place.
2. Be sure arrows **DO NOT** line up so **CAP** remains child resistant.

- Do not dry the foam with a hair dryer.

After Application:

- If you are planning to be in the sun after applying Women's ROGAINE FOAM 5%, use headwear. Do not use sunscreens or sun-blocking agents on the scalp.
- Avoid swimming, showering or physical activity involving excessive sweating or wetting in rain for at least 4 hours after application.
- If applying at night, allow foam to naturally and completely dry before going to bed.

Hair Styling:

- To minimize breakage of existing hair, the scalp should be massaged gently. Comb hair with a widely spaced, round tooth comb to avoid excessive pulling.

For your hair care routine with other products please note below how Women's Rogaine Foam should be applied.

Sprays, mousses, conditioners, gels...

- You may use hair sprays, mousses, conditioners, gels, etc. However, you should apply Women's ROGAINE FOAM 5% first and wait for it to dry before applying your styling aids.

Hair colouring, perming or relaxer agents

- It is not known if hair colouring, perming or relaxer agents change the effect of Women's ROGAINE FOAM 5%. However, to avoid possible scalp irritation, you should make sure all of the Women's ROGAINE FOAM 5% has been washed off the hair and scalp before using these products. Do not apply ROGAINE FOAM for 24 hours after using a chemical treatment (perm, colour) to make sure your scalp has not been irritated by the perm or colour treatment. If irritation occurs from chemical treatment, discontinue use of Women's ROGAINE FOAM until irritation is gone. There is no need to use more Women's ROGAINE FOAM to make up for missed applications.

Usual dose:

Half (½) a capful of foam applied once daily to the entire affected area

- To be effective, it is important to apply the product **DIRECTLY TO YOUR SCALP** and **NOT TO YOUR HAIR** so that it can easily get to your hair follicles to help regrow your hair
- If applying at night, allow foam to naturally and completely dry before going to bed.

Do not exceed one-half (½) capful in a day.

Exceeding the recommended dosage may cause increased side effects and will not cause the product to work better or faster.

One can of Women's ROGAINE FOAM 5% should last about 60 days (two months), if applied once a day according to directions.

If you do not see any results after 6 months, stop using Women's ROGAINE FOAM 5% and seek the advice of your physician to determine if you should resume using the product.

Missed dose:

If you miss one or two applications, skip the missed dose(s) and continue your regular dosing schedule. Do not apply a double dose to make up for a missed one.

Overdose:

In case of drug overdose or accidental ingestion, contact a health care practitioner, hospital emergency department or regional Poison Control Centre immediately, even if there are no symptoms.

SIDE EFFECTS AND WHAT TO DO ABOUT THEM

Women's ROGAINE FOAM 5% may cause side-effects.

If you experience any of the following, stop using the medicine and tell your doctor.

- Low or high blood pressure.
- Chest pain.
- Rapid heartbeat.
- Faintness or dizziness.
- Sudden unexplained weight gain.
- Unwanted facial hair growth
- Swollen hands or feet.
- Long lasting local redness or rash.
- Headache.
- Muscle pain.
- Shortness of breath or difficulty breathing.
- Depression.

Other side effects include:

- Unwanted non-scalp hair. This may be due to transfer of Women's ROGAINE FOAM 5% to areas other than the scalp, or by absorption into the circulatory system of low levels of the active ingredient, or a medical condition not related to use of ROGAINE FOAM. Always wash your hands thoroughly after application and if you accidentally apply the foam to parts of the body other than the scalp, rinse thoroughly with plenty of water.
 - Scalp irritation such as local redness, itchiness, dryness, flaky skin have all been reported. This is usually only a temporary effect, but if it lasts a long time you should stop using this product.
- Temporary hair loss may occur during the first 2-6 weeks of use. If this hair loss continues for longer than 2 weeks, stop using the product and talk to your doctor.
- Change in hair colour and/or texture may occur. If this happens you should stop using Women's ROGAINE Foam 5%.
- Women's ROGAINE Foam 5% should be applied only to the scalp. The risk of side effects may be greater when it is applied to other parts of the body.

This is not a complete list of side effects. For any unexpected effects while using Women's

ROGAINE FOAM 5% contact your doctor or pharmacist.

HOW TO STORE Women's ROGAINE FOAM5%

- Keep out of the reach and sight of children.
- Store at a controlled temperature range of 15-30°C, in an upright position.
- Do not use after the expiry date on the base of the can.
- The product in this pressurized container is extremely flammable, therefore avoid exposing the container or its contents to open flames or sparks.
- Do not place in hot water or near radiators, stoves or other sources of heat.
- Protect from sunlight and do not expose to temperatures above 50°C.
- Do not pierce or burn the container, even when empty.
- Do not use while smoking.
- Do not use near, or place container on, polished or painted surfaces.
- Medicines should not be disposed of via wastewater or household waste.
- Ask your pharmacist how to dispose of medicines no longer required.
- These measures will help to protect the environment.

REPORTING SUSPECTED SIDE EFFECTS

You can report any suspected adverse reactions associated with the use of health products to the **Canada Vigilance Program by one of the following 3 ways:**

Report online at

www.healthcanada.gc.ca/medeffect

Call toll-free at 1-866-234-2345

Complete a Canada Vigilance Reporting Form and:

- Fax toll-free to 1-866-678-6789, or
- Mail to: Canada Vigilance Program
 Health Canada
 Postal Locator 0701D
 Ottawa, Ontario
 K1A 0K9

Postage paid labels, Canada Vigilance Reporting Form and the adverse reaction reporting guidelines are available on the MedEffect™ Canada Web site at www.healthcanada.gc.ca/medeffect.

NOTE: Should you require information related to the management of side effects, contact your health professional. The Canada Vigilance Program does not provide medical advice.

This document plus the full product monograph, prepared for health professionals can be obtained by contacting the sponsor, Johnson & Johnson Inc. toll-free telephone number 1-800 ROGAINE (1-800-764-2463) between 8:15 a.m. and 4:45 p.m. Eastern Time.

©Johnson & Johnson Inc.2014

Last revised 16 June 2014.